

Pseudo links in handlebodies

Citation for published version (APA):

Diamantis, I. (2021). Pseudo links in handlebodies. *Bulletin of the Hellenic Mathematical Society*, 65, 17-34. <https://bulletin.math.uoc.gr/vol/65/65-17-34.pdf>

Document status and date:

Published: 01/01/2021

Document Version:

Publisher's PDF, also known as Version of record

Document license:

Taverne

Please check the document version of this publication:

- A submitted manuscript is the version of the article upon submission and before peer-review. There can be important differences between the submitted version and the official published version of record. People interested in the research are advised to contact the author for the final version of the publication, or visit the DOI to the publisher's website.
- The final author version and the galley proof are versions of the publication after peer review.
- The final published version features the final layout of the paper including the volume, issue and page numbers.

[Link to publication](#)

General rights

Copyright and moral rights for the publications made accessible in the public portal are retained by the authors and/or other copyright owners and it is a condition of accessing publications that users recognise and abide by the legal requirements associated with these rights.

- Users may download and print one copy of any publication from the public portal for the purpose of private study or research.
- You may not further distribute the material or use it for any profit-making activity or commercial gain
- You may freely distribute the URL identifying the publication in the public portal.

If the publication is distributed under the terms of Article 25fa of the Dutch Copyright Act, indicated by the "Taverne" license above, please follow below link for the End User Agreement:

www.umlib.nl/taverne-license

Take down policy

If you believe that this document breaches copyright please contact us at:

repository@maastrichtuniversity.nl

providing details and we will investigate your claim.

PSEUDO LINKS IN HANDLEBODIES

IOANNIS DIAMANTIS

ABSTRACT. In this paper we introduce and study the theory of pseudo links in the genus g handlebody, H_g . Pseudo links are links with some missing crossing information that naturally generalize the notion of knot diagrams. The motivation for studying these relatively new knotted objects lies in the fact that pseudo links may be used to model DNA knots, since it is not uncommon for biologists to obtain DNA knots for which it is not possible to tell a positive from a negative crossing. We consider pseudo links in H_g as mixed pseudo links in S^3 and we generalize the Kauffman bracket polynomial for the set of pseudo links in H_g . We then pass on the set of mixed pseudo braids, that is, pseudo braids whose closures are pseudo links in H_g , and we formulate the analogue of the Alexander theorem. It is worth mentioning that the theory of pseudo links is closely related to the theory of singular links and that all results in this paper may be used for studying singular links in H_g , by considering the pseudo knot theory as a quotient of the singular knot theory by one extra isotopy move.

0. INTRODUCTION

Pseudo diagrams of knots were introduced by Hanaki in [19] as projections on the 2-sphere with over/under information at some of the double points. In particular, pseudo knots are standard knots whose projections contain some special crossings, called *pre-crossings*, that are considered neither positive, nor negative. The theory of *pseudo knots* is obtained by considering equivalence classes of pseudo diagrams under equivalence relations generated by a specific set of Reidemeister moves. With the use of the analogue of the Alexander theorem ([4, 5]), one may pass from pseudo links to pseudo braids, that is, classical braids with some crossing information missing. Moreover, in [4], the analogue of the Markov theorem for pseudo braid equivalence is presented and a sharpened version of this theorem is presented in [5] with the use of the L -moves for pseudo braids. Finally, in [21], the pseudo bracket polynomial, $\langle ; \rangle$, is defined for pseudo links in S^3 , extending the Kauffman bracket polynomial for classical knots that is presented in [26].

In [10] the theory of pseudo links is generalized for the case of the Solid Torus, ST. More precisely, pseudo links in ST are presented as mixed links in S^3 , and the pseudo bracket polynomial for pseudo links in S^3 is generalized for the case pseudo links in ST. Moreover, the mixed pseudo braid monoid of type B is introduced and studied in [10], with the use of which, the analogues of the Alexander and the Markov theorems for pseudo links in ST are obtained. The theory of pseudo links in ST plays an important role for studying pseudo links in a genus g handlebody, H_g , since H_g is an oriented 3-manifold which is homeomorphic to a connected sum of g -solid tori.

Date: Received 9 June 2021. Accepted 9 October 2021.

2020 Mathematics Subject Classification. 57K10, 57K12, 57K14, 57K31, 57K35, 57K45, 57K99, 20F36, 20F38, 20C08.

Key words and phrases. pseudo knots, pseudo links, handlebody, mixed pseudo links, mixed pseudo braids, mixed pseudo braid monoids, pseudo braid monoid of type B, pseudo bracket polynomial, Jones polynomial.

In this paper we extend the results of [10] for pseudo links in the genus g handlebody, H_g . More precisely, we translate isotopy moves for pseudo links in H_g to isotopy moves for mixed links in S^3 and we generalize the pseudo bracket polynomial for pseudo links in H_g , by first extending it to the genus two handlebody, H_2 . We finally introduce and study the appropriate mixed pseudo braid monoid for this theory and we formulate the analogue of the Alexander theorem for pseudo links in H_g . It is worth mentioning that the knot theory in handlebodies plays an important role in the study of knot theories in 3-manifolds in general due to their connection with Heegaard splittings.

The paper is organized as follows: In § 1 we recall results on pseudo links in S^3 and in the Solid Torus from [4, 20, 5, 10, 23, 25]. More precisely, in § 1.1 we recall the definition of pseudo links in S^3 and we present the pseudo bracket polynomial for pseudo links in S^3 . We also recall the definition of pseudo braids and the definition of the pseudo braid monoid and we state the analogues of the Alexander and the Markov theorems. Moreover, we state a sharpened version of the analogue of the Markov theorem for pseudo links in S^3 with the use of the L -moves defined in this topological setting. In § 1.2 we present similar results for the category of pseudo links in the solid torus, ST. We first view pseudo links in ST as mixed pseudo links in S^3 and we present the analogue of the Reidmeister theorem for pseudo links in ST. We then present the definition of the pseudo bracket polynomial for pseudo links in ST and we then pass on the category of mixed pseudo braids, that is, pseudo braids in ST whose closures are pseudo links in ST. We state the analogue of the Alexander theorem for pseudo links in ST and with the use of the mixed pseudo braid monoid, we present the analogue of the Markov theorem for pseudo links in ST. In § 2 we introduce and study the theory of pseudo links and pseudo braids in the handlebody of genus g , H_g . In particular, in § 2.1 we set up the topological setting in order to extend the definition of the pseudo bracket polynomial for pseudo links in H_g (see § 2.2). In § 2.3, we introduce the geometric mixed pseudo braids in S^3 , that represent mixed links in H_g , and with the use of the L -moves, we present a braiding algorithm for pseudo links in H_g .

1. PRELIMINARIES

1.1. Pseudo links in S^3 . In this subsection we present the theory of pseudo links and pseudo braids in S^3 . In particular, we first present equivalence moves for pseudo links in S^3 and we recall the definition of the pseudo bracket polynomial that generalizes the Kauffman bracket polynomial for classical knots in S^3 . We then pass on the level of pseudo braids and we present the analogues of the Alexander and the Markov theorems for pseudo links in S^3 , with the use of the pseudo braid monoid PM_n .

A *pseudo diagram* of a knot consists of a regular knot diagram with some missing crossing information, that is, there is no information about which strand passes over and which strand passes under the other. These undetermined crossings are called *pre-crossings* or *pseudo-crossings* (for an illustration see Figure 1).

Definition 1. *Pseudo knots* are defined as equivalence classes of pseudo diagrams under an appropriate choice of Reidemeister moves that are illustrated in Figure 2. Moreover, a *pseudo link* is a collection of knotted pseudo knots.

In [21] the pseudo bracket polynomial, $\langle ; \rangle$, is defined for pseudo links in S^3 , extending the Kauffman bracket polynomial for classical knots presented in [26]. The main difference between the pseudo and the classical bracket polynomial lies in the fact that in order to define skein

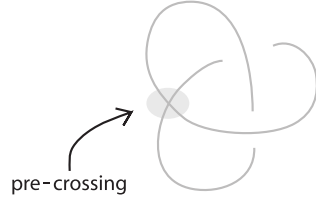


FIGURE 1. A pseudo knot.

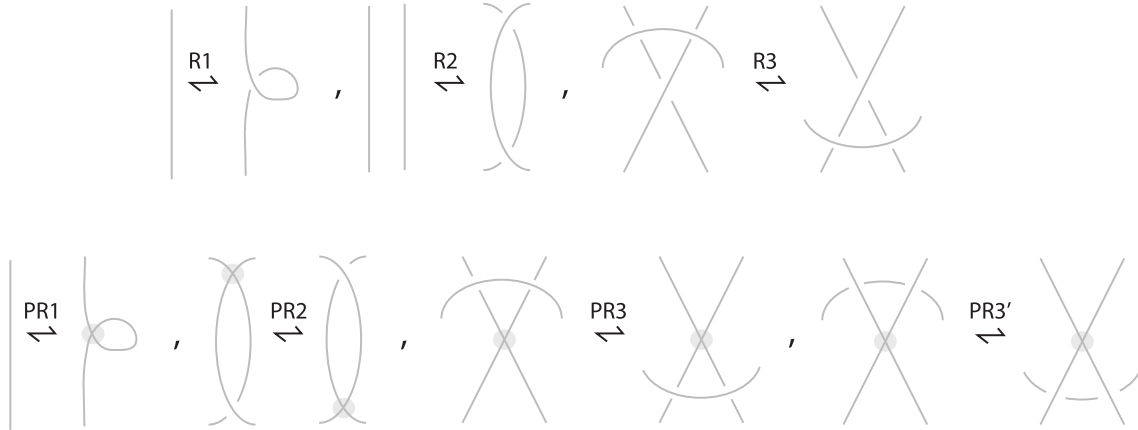


FIGURE 2. Reidemeister moves for pseudo knots.

relations on pre-crossings for the case of pseudo links, the orientation of a diagram is needed. More precisely, we have the following:

Definition 2. Let L be an oriented pseudo link in S^3 . The *pseudo bracket polynomial* of L is defined by means of the following relations:

$$\begin{aligned} \langle \text{X} \rangle &= A \langle \text{Y} \rangle + A^{-1} \langle \text{Z} \rangle \\ \langle \text{X} \rangle &= A^{-1} \langle \text{Y} \rangle + A \langle \text{Z} \rangle \\ \langle \text{X} \rangle &= V \langle \text{Y} \rangle + H \langle \text{Z} \rangle, \text{ where } H = 1 - Vd \\ \langle \text{LUO} \rangle &= d \langle \text{L} \rangle, \text{ where } d = -A^2 - A^{-2} \\ \langle \text{O} \rangle &= 1, \text{ where O denotes the unknot} \end{aligned}$$

The pseudo bracket is invariant under the Reidemeister moves 2 and 3 and under the pseudo moves PR1, PR2 and PR3 ([21] Theorem 1). As shown in [26], in order to obtain an invariant

for pseudo knots in S^3 , the pseudo bracket polynomial is normalized using the writhe, leading to the *normalized pseudo bracket polynomial* (see Corollary 2 [21]).

Theorem 1. *Let K be a pseudo diagram of a pseudo knot. The polynomial*

$$P_K(A, V) = (-A^{-3})^{w(K)} \langle K \rangle,$$

where $w(K) := \sum_{c \in C(K)} \text{sgn}(c)$, $C(k)$ the set of classical crossings of K and $\langle K \rangle$ the pseudo bracket polynomial of K , is an invariant of pseudo knots in S^3 .

We now introduce the pseudo braid monoid, PM_n , following [4].

Definition 3. The monoid of pseudo braids, PM_n , is the monoid generated by $\sigma_i^{\pm 1}, p_i, i = 1, \dots, n-1$, illustrated in Figure 3, where $\sigma_i^{\pm 1}$ generate the braid group B_n and p_i satisfy the following relations:

- i. $p_i p_j = p_j p_i$, if $|i - j| \geq 2$
- ii. $p_i \sigma_j^{\pm 1} = \sigma_j^{\pm 1} p_i$, if $|i - j| \geq 2$
- iii. $p_i \sigma_i^{\pm 1} = \sigma_i^{\pm 1} p_i$, $i = 1, \dots, n-1$
- iv. $\sigma_i \sigma_{i+1} p_i = p_{i+1} \sigma_i \sigma_{i+1}$, $i = 1, \dots, n-2$
- v. $\sigma_{i+1} \sigma_i p_{i+1} = p_i \sigma_{i+1} \sigma_i$, $i = 1, \dots, n-2$

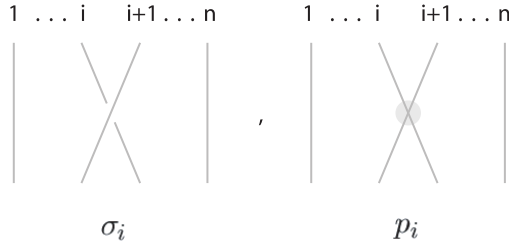


FIGURE 3. The pseudo braid monoid generators.

Remark 1. It is worth mentioning that the monoid of pseudo braids is isomorphic to the *singular braid monoid*, SM_n , namely, the algebraic counterpart analogue of *singular knots*, i.e. knots that contain a finite number of self-intersections (Proposition 2.3 [4]). Moreover, in [17] it is shown that SM_n embeds in a group, the singular braid group SB_n . It follows that PM_n embeds in a group also, the pseudo braid group PB_n , generated by σ_i and p_i , $i = 1, \dots, n-1$, satisfying the same relations as PM_n .

Define now the *closure* of a pseudo braid as in the standard case. By considering $PM_n \subset PM_{n+1}$, we can consider the inductive limit PM_∞ . Using the analogue of the Alexander theorem for singular knots ([2]), in [4] the analogue of the Alexander theorem for pseudo links is presented. In particular:

Theorem 2 (Alexander's theorem for pseudo links). *Every pseudo link can be obtained by closing a pseudo braid.*

We now state the analogue of the Markov theorem for pseudo links in S^3 ([4]).

Theorem 3 (The analogue of the Markov Theorem for pseudo braids). *Two pseudo braids have isotopic closures if and only if one can be obtained from the other by a finite sequence of the following moves:*

$$\text{Conjugation :} \quad \alpha \sim \beta^{\pm 1} \alpha \beta^{\mp 1}, \quad \text{for } \alpha \in PM_n \text{ \& } \beta \in B_n,$$

$$\text{Commuting :} \quad \alpha \beta \sim \beta \alpha, \quad \text{for } \alpha, \beta \in PM_n,$$

$$\text{Stabilization :} \quad \alpha \sim \alpha \sigma_n^{\pm 1}, \quad \text{for } \alpha \in PM_n,$$

$$\text{Pseudo - stabilization :} \quad \alpha \sim \alpha p_n, \quad \alpha \in PM_n.$$

In [5] a sharpened version of the analogue of the Markov theorem for pseudo braids is presented, with the use of the L -moves. L -moves make up an important tool for braid equivalence in any topological setting and they allow us to formulate sharpened versions of the analogues of the Markov theorems. For more details the reader is referred to [23] and references therein.

Definition 4. An L -move on a braid β , consists in cutting an arc of β open and pulling the upper cut-point downward and the lower upward, so as to create a new pair of braid strands with corresponding endpoints (on the vertical line of the cut-point), and such that both strands cross entirely *over* or *under* with the rest of the braid. Stretching the new strands over will give rise to an L_o -move and under to an L_u -move as shown in Figure 4 by ignoring all pre-crossings.

Similarly, L -moves for pseudo braids are defined as follows: the two strands that appear after the performance of an L -move should cross the rest of the braid only with real crossings (all over in the case of an L_o -move or all under in the case of an L_u -move). For an illustration see Figure 4.



FIGURE 4. L -moves for pseudo braids.

We now recall the sharpened version of the analogue of the Markov theorem for pseudo braids using the L -moves (see Theorem 8 [5]).

Theorem 4 (L -move braid equivalence for pseudo braids). *Two pseudo braids have isotopic closures if and only if one can be obtained from the other by a finite sequence of the following moves:*

L-moves

$$\text{Commuting :} \quad \alpha \beta \sim \beta \alpha, \quad \text{for } \alpha, \beta \in PM_n,$$

$$\text{Pseudo-Stabilization :} \quad \alpha \sim \alpha p_n, \quad \alpha \in PM_{n+1}.$$

Remark 2. In [5], it is shown that L -moves on pseudo knots may be used in order to obtain the analogue of the Alexander theorem for pseudo knots following the braiding algorithm in [25].

1.2. Pseudo links in ST. We now view ST as the complement of a solid torus in S^3 and we present results from [10]. An oriented link L in ST can be viewed as an oriented *mixed link* in S^3 , that is, a link in S^3 consisting of the unknotted fixed part \widehat{I} that represents the complementary solid torus in S^3 , and the moving part L that links with \widehat{I} . Similarly, pseudo links in ST can be viewed as *mixed pseudo links* in S^3 , that is, mixed links with some crossing information missing. Note that all crossings between the fixed and the moving parts of a mixed pseudo link are standard crossings and not pre-crossings.

A *mixed pseudo link diagram* is a pseudo diagram $\widehat{I} \cup \widetilde{L}$ of $\widehat{I} \cup L$ on the plane of \widehat{I} , where this plane is equipped with the top-to-bottom direction of I . For an illustration see Figure 5.




FIGURE 5. A mixed pseudo link in S^3 .

In terms of pseudo diagrams, isotopy for pseudo links in ST is translated on the level of mixed pseudo links in S^3 by means of the following theorem:

Theorem 5 (Reidemeister's theorem for mixed pseudo links). *Two mixed pseudo links in S^3 are isotopic if and only if they differ by a finite sequence of the classical and the pseudo Reidemeister moves illustrated in Figure 2 for the standard part of the mixed pseudo links, and moves that involve the fixed and the standard part of the mixed pseudo links, that are called mixed Reidemeister moves, and which are illustrated in Figure 6.*

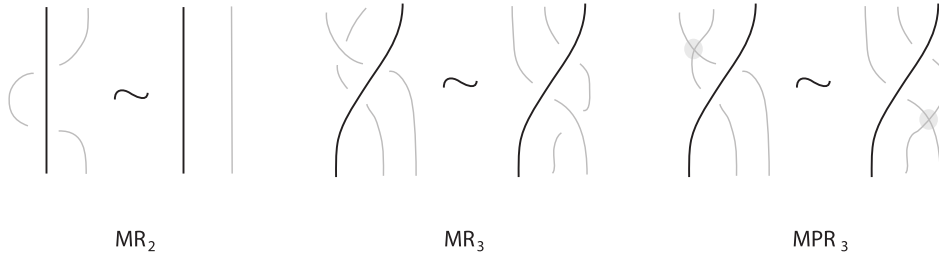


FIGURE 6. Mixed Reidemeister moves.

Note that there are two additional mixed Reidemeister moves where the fixed part of the mixed braid lies below the moving part.

The pseudo bracket polynomial for pseudo links in S^3 can be naturally generalized for pseudo links in ST . For that reason, we view ST as a punctured disk, that is, a disk with a hole in its center, representing the complementary solid torus in S^3 (for an illustration see Figure 7).

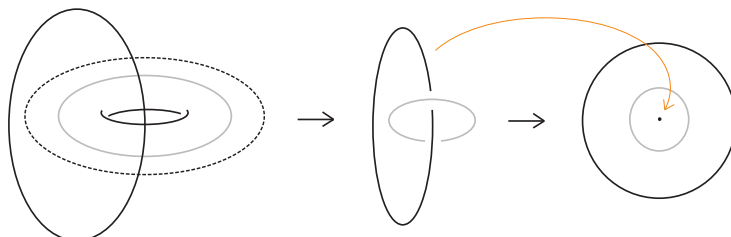


FIGURE 7. ST as a punctured disk.

Definition 5. Let L be an oriented pseudo link in ST . The *pseudo bracket polynomial* of L is defined by means of the relations in Definition 2 together with the following relations:

$$\begin{aligned} \langle L \cup \odot \rangle &= ds \langle L \rangle \\ \langle \odot \rangle &= s \end{aligned}$$

Obviously, the pseudo bracket polynomial for pseudo knots in ST is invariant under Reidemeister moves 2 and 3 and all pseudo moves, and similarly to the case of pseudo links in S^3 , we may normalize the pseudo bracket polynomial for pseudo links in ST in order to obtain an invariant for pseudo links in ST . Namely:

Corollary 1. Let K be a pseudo diagram of a pseudo link in ST . The polynomial

$$P_K(A, V, s) = (-A^{-3})^{w(K)} \langle K \rangle,$$

where $\langle K \rangle$ denotes the pseudo bracket polynomial of K , is an invariant of pseudo links in ST .

By the analogue of the Alexander theorem for pseudo links in the Solid Torus ST ([10]), a mixed pseudo link diagram $\widehat{T} \cup \widetilde{L}$ of $\widehat{T} \cup L$ may be turned into a *mixed pseudo braid* $I \cup \beta$ with isotopic closure, where the *closure* of a mixed pseudo braid is defined as in the case of classical braids in S^3 . Mixed pseudo braids are pseudo braids in S^3 where, without loss of generality, their first strand represents \widehat{T} , the fixed part, and the other strands, β , represent the moving part L . The subbraid β shall be called the *moving part* of $I \cup \beta$. For an illustration see Figure 8.

Algebraic structures related to mixed pseudo braids are presented in [10], by decomposing every isotopy in a sequence of elementary isotopies which correspond to the relations in Definition 6. As explained in [10], these relations form a complete set of relations for the *mixed pseudo braid monoid* $PM_{1,n}$, the counterpart of the Artin's braid group of type B for pseudo links.

Definition 6. The *mixed pseudo braid monoid of type B* $PM_{1,n}$ is defined as the monoid generated by the standard braid generators $\sigma_i^{\pm 1}$'s of B_n , the pseudo braid generators p_i 's of PM_n and the looping generator t , illustrated in Figure 9, satisfying the following relations:

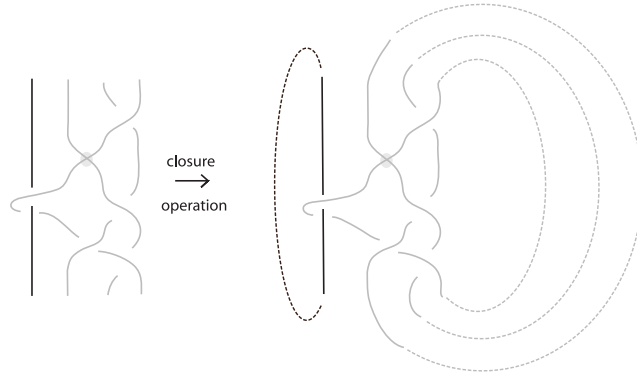


FIGURE 8. A mixed pseudo braid and its closure to a mixed pseudo link.

$$\begin{aligned}
 \sigma_i \sigma_j &= \sigma_j \sigma_i, & \text{for } |i - j| > 1, \\
 \sigma_i \sigma_j \sigma_i &= \sigma_j \sigma_i \sigma_j, & \text{for } |i - j| = 1, \\
 p_i p_j &= p_j p_i, & \text{for } |i - j| > 1, \\
 \sigma_i p_j &= p_j \sigma_i, & \text{for } |i - j| > 1, \\
 \sigma_i \sigma_j p_i &= p_j \sigma_i \sigma_j, & \text{for } |i - j| = 1, \\
 t \sigma_i &= \sigma_i t, & \text{for } i > 1, \\
 t p_i &= p_i t, & \text{for } i > 1, \\
 t \sigma_1 t \sigma_1 &= \sigma_1 t \sigma_1 t, \\
 t \sigma_1 t p_1 &= p_1 t \sigma_1 t, \\
 \sigma_1 \sigma_1^{-1} &= t t^{-1} = 1.
 \end{aligned}$$

FIGURE 9. The t -generator of $PM_{1,n}$.

Remark 3. It is worth mentioning that $PM_{1,n}$ is isomorphic to the *singular braid monoid of type B*, presented in [30] (Theorem 7 [10]).

We finally have that isotopy in ST is translated on the level of mixed pseudo braids by means of the following theorem:

Theorem 6 (The analogue of the Markov theorem for mixed pseudo braids). *Two mixed pseudo braids have equivalent closures if and only if one can be obtained from the other by a finite sequence of the following moves:*

- Commutation : $\alpha p_i \sim p_i \alpha$, for all $\alpha \in PM_{1,n}$,
- Conjugation : $\beta \sim \alpha^{\pm 1} \beta \alpha^{\mp 1}$ for all $\beta, \alpha \in PM_{1,n}$ such that α contains only standard crossings,
- Real – Stabilization : $\alpha \sim \alpha \sigma_n^{\pm 1}$, for all $\alpha \in PM_{1,n}$,
- Pseudo – Stabilization : $\alpha \sim \alpha p_n$, for all $\alpha \in PM_{1,n}$.

2. PSEUDO LINKS AND PSEUDO BRAIDS IN H_g

In this section we introduce and study the theory of pseudo links in the genus g handlebody H_g . Throughout this section, we will be using results from [27], where the classical knot theory of H_g is introduced and studied.

2.1. Pseudo links in H_g . We consider H_g to be $S^3 \setminus \{\text{open tubular neighborhood of } I_g\}$, where I_g denotes the point-wise fixed identity braid on g indefinitely extended strands meeting at the point at infinity. Thus H_g may be represented in S^3 by the braid I_g (for an illustration see Figure 10).

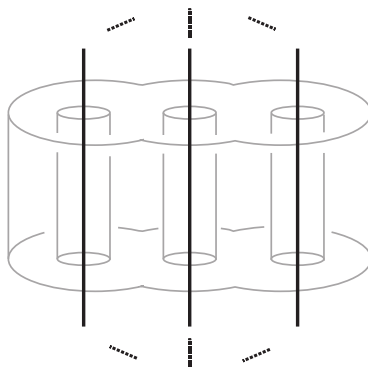
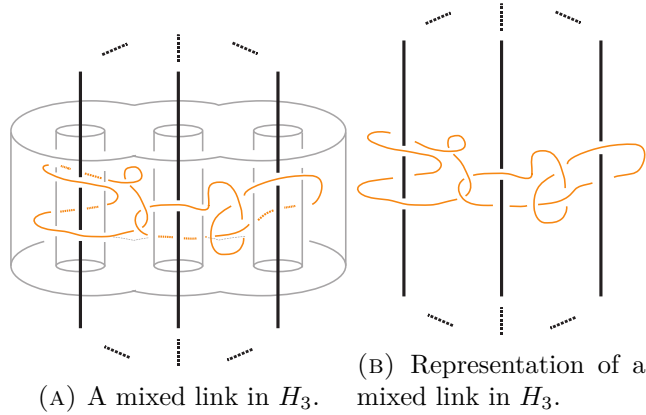


FIGURE 10. The genus 3 handlebody.

An oriented link L in H_g can be represented by an oriented *mixed link* in S^3 , as illustrated in Figures 11a & 11b (for more information the reader is referred to [25, 27, 12, 10]). A *mixed link diagram* is a diagram $I_g \cup \tilde{L}$ of $I_g \cup L$ on the plane of I_g , where this plane is equipped with the top-to-bottom direction of I_g . Similarly, an (oriented) pseudo link in H_g can be represented as a *mixed pseudo link* in S^3 , namely, a pseudo link in S^3 consisting of the fixed part I_g and the



moving part L that links with I_g . Moreover, a *mixed pseudo link diagram* is a diagram $I_g \cup \tilde{L}$ of $I_g \cup L$ on the plane of I_g , where this plane is equipped with the top-to-bottom direction of I_g .

Isotopy for pseudo links in H_g is then naturally translated in terms of isotopy for mixed pseudo links in S^3 . In particular, two (oriented) pseudo links in H_g are isotopic if and only if any two corresponding mixed pseudo link diagrams of theirs in S^3 , differ by a finite sequence of the three Reidemeister moves, that involve classical crossings on their moving parts and the Mixed-Reidemeister moves, illustrated in Figure 6.

2.2. The pseudo bracket polynomial. In this subsection we extend the pseudo bracket polynomial for pseudo links in H_g . Our motivation comes from the theory of *skein modules*, which were independently introduced by Przytycki [28] and Turaev [29] as generalizations of knot polynomials in S^3 to knot polynomials in arbitrary 3-manifolds. In particular, let M be an oriented 3-manifold and \mathcal{L}_{fr} be the set of isotopy classes of unoriented framed links in M . Let $R = \mathbb{Z}[A^{\pm 1}]$ be the Laurent polynomials in A and let $R\mathcal{L}_{\text{fr}}$ be the free R -module generated by \mathcal{L}_{fr} . Let \mathcal{S} be the ideal generated by the skein expressions $L - AL_{\infty} - A^{-1}L_0$ and $L \sqcup \bigcirc - (-A^2 - A^{-1})L$, where L_{∞} and L_0 are exactly the same except inside a small ball, where the diagrams are illustrated in Figure 12. Note that blackboard framing is assumed.

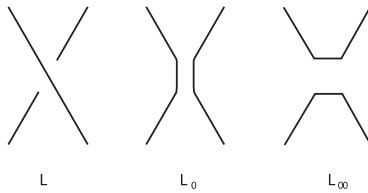


FIGURE 12. The links L , L_0 and L_{∞} locally.

Then the *Kauffman bracket skein module* of M , $\text{KBSM}(M)$, is defined to be:

$$\text{KBSM}(M) = R\mathcal{L}_{\text{fr}}/\mathcal{S}.$$

In order to construct an invariant for pseudo links in H_g , we start by considering pseudo links in the handlebody of genus 2, H_2 . In [28] the Kauffman bracket skein module of the handlebody of genus 2, H_2 , is computed using diagrammatic methods by means of the following theorem:

Theorem 7 ([28]). *The Kauffman bracket skein module of H_2 , $KBSM(H_2)$, is freely generated by an infinite set of generators $\{x^i y^j z^k, (i, j, k) \in \mathbb{N} \times \mathbb{N} \times \mathbb{N}\}$, where $x^i y^j z^k$ is shown in Figure 13.*

Note that in [28], H_2 is represented as a twice punctured annulus and diagrams in H_2 determine a framing of links in H_2 . The two dots in Figure 13 represent the punctures. For more details the reader is referred to [1].

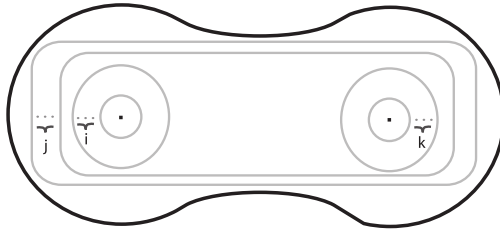


FIGURE 13. The basis of $KBSM(H_2)$, B_{H_2} .

In our setting, the element $x^k z^l y^m$ denotes k -copies of the closed curve x , l -copies of the closed curve z and m -copies of the closed curve y , as illustrated in Figure 14. Note also that $x^0 z^0 y^0$ represents the unknot.

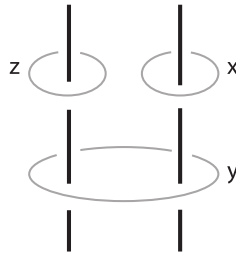
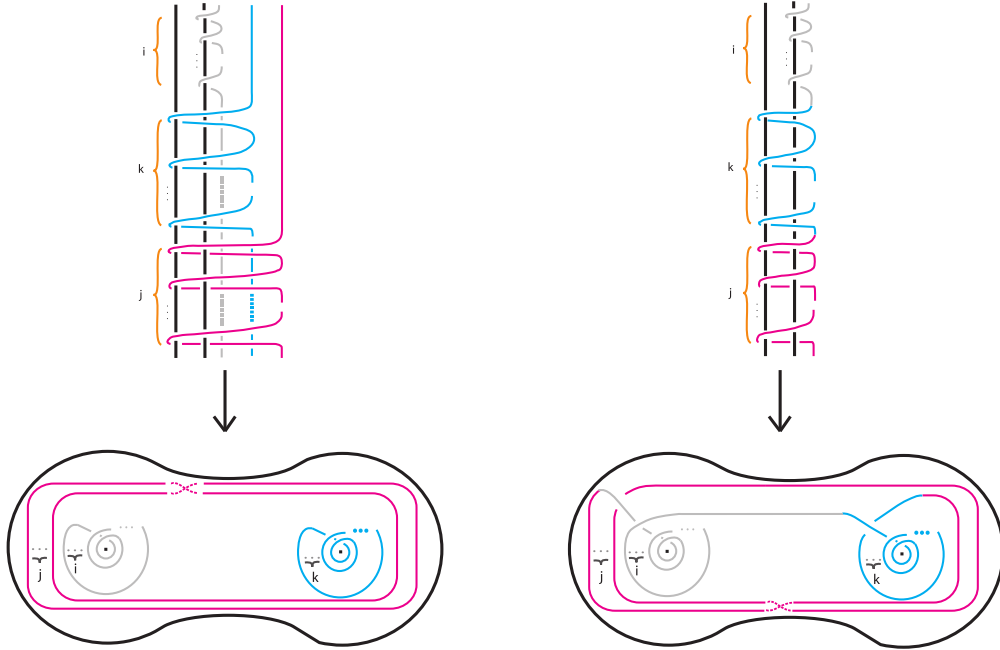


FIGURE 14. The basic elements of $KBSM(H_2)$ as mixed links.

Equivalently, the above states that applying the Kauffman bracket skein relations on links in H_2 , we end up with a finite formal sum where the terms consist of elements of the form $x^k z^l y^m$, that is, a number of unknots, and a number of x, y and z curves that we need to “normalize” in order to obtain a polynomial invariant for links in H_2 . Normalizing these curves means to assign a specific variable to each one on the level of $KBSM(H_2)$. Similarly, we would have to normalize additional curves for obtaining the analogue of the Kauffman bracket polynomial for links in H_g , for $g > 2$.

Remark 4. It is worth mentioning that in [8], two alternative bases for $KBSM(H_2)$ are presented in terms of mixed links/ mixed braids (see Figure 15).

Denote by $L \cup O, L \cup x, L \cup y$ and $L \cup z$ the diagram consisting of the diagram L together with the unknot O and the curves x, y, z respectively. Recall also that for pseudo links, we have to consider oriented diagrams when a pseudo-crossing is resolved using the skein relations. This leads to the following definition:

FIGURE 15. Elements in the B'_{H_2} and B_{H_2} bases.

Definition 7. Let L be an oriented pseudo link in H_2 . The *pseudo bracket polynomial* of L is defined by means of the relations in Definition 2, together with the following relations:

$$\langle L U O \rangle = d \langle L \rangle, \text{ where } d = -A^2 - A^{-2}$$

$$\langle L U x \rangle = ds \langle L \rangle$$

$$\langle L U y \rangle = dp \langle L \rangle$$

$$\langle L U z \rangle = dq \langle L \rangle$$

$$\langle O \rangle = 1$$

$$\langle x \rangle = s$$

$$\langle y \rangle = p$$

$$\langle z \rangle = q$$

Obviously, the pseudo bracket polynomial for pseudo links in H_2 is invariant under the Reidemeister moves 2 and 3 and under the Mixed Reidemeister move 2. Invariance under the Mixed Reidemeister move 3 is illustrated in Figure 16 (by omitting the coefficients) and invariance under the Mixed pseudo Reidemeister move 3 follows similarly.

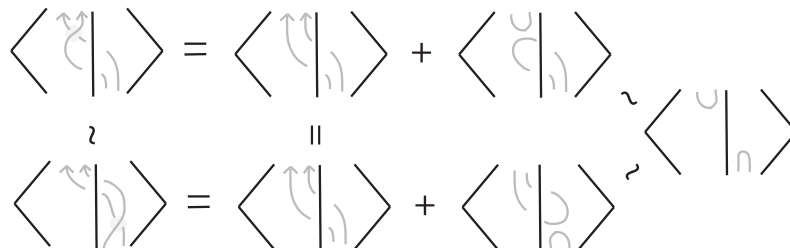


FIGURE 16. The invariance of $\langle ; \rangle$ under the Mixed Reidemeister move 3.

Finally, if we consider the normalization of the pseudo bracket polynomial using the writhe, we obtain the *normalized pseudo bracket polynomial*, which is an invariant of pseudo links in H_2 . In particular:

Theorem 8. *Let L be a pseudo diagram of a pseudo link in H_2 . The polynomial*

$$P_L(A, s, p, q) = (-A^{-3})^{w(L)} \langle L \rangle,$$

where $w(L)$ denotes the writhe of the pseudo link and $\langle L \rangle$ denotes the pseudo bracket polynomial of L , is an invariant of pseudo links in H_2 .

Remark 5. A similar result for the case of classical knots in H_g is obtained in [3].

In order to define a polynomial invariant for pseudo links in H_g , where $g > 2$, we must consider all possible relations of the form $\langle L \cup w_i \rangle = (-A^2 - A^{-2}) s_i \langle L \rangle, \forall i$, where the s_i 's are indeterminate and w_i are basic loops of H_g , that is, closed curves that go around the i^{th} pole of H_g once. Indeed, we have the following:

Theorem 9. *Let L be a pseudo diagram of a pseudo link in H_g . The polynomial defined by*

$$P_L(A, w_1, \dots, w_n) = (-A^{-3})^{w(L)} \langle L \rangle,$$

where w_i denotes all possible non-contractible loops on the g -punctured disk, $w(L)$ denotes the writhe of the pseudo link and $\langle L \rangle$ denotes the pseudo bracket polynomial of L , is an invariant of pseudo links in H_g .

For an illustration of non-contractible loops on the 3-punctured disk, that corresponds to the handlebody of genus 3, H_3 , see Figure 17.

2.3. Pseudo braids in H_g . We now introduce the mixed pseudo braids and we present the analogue of the Alexander theorem. For that we need to introduce the notion of *geometric mixed pseudo braids* (see also [10, 12, 23, 25]).

Definition 8. A *mixed pseudo braid* on n strands, denoted by $I_g \cup B$, is an element of the pseudo braid monoid PM_{g+n} consisting of two disjoint sets of strands, one of which forms the identity braid on g -strands, I_g , and that represents handlebody of genus g , and n strands form the *moving subbraid* β representing the pseudo link L in H_g . It is crucial to note that the set of strands that represent H_g have each pair of corresponding endpoints labeled with an o (for over)

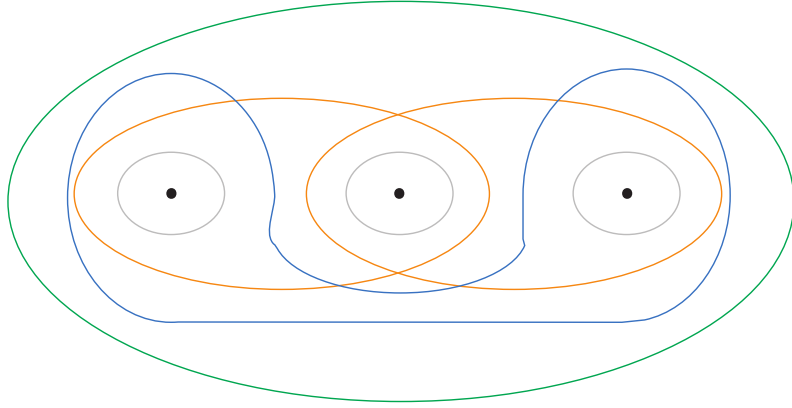
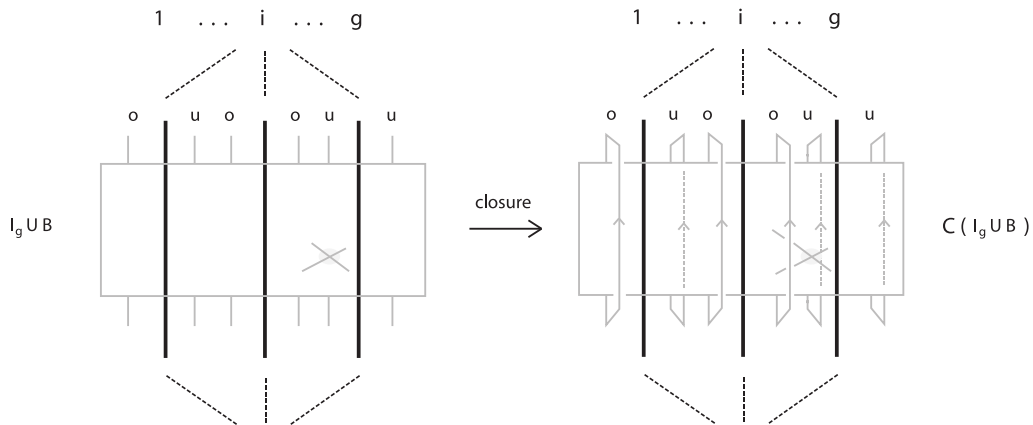


FIGURE 17. Non-contractible loops on the 3-punctured disk.

or u (for under). The reason why we label these strands in that way follows from Definition 9, of the closure operation of geometric mixed braids in H_g , and the discussion below. For an illustration see the left hand side of Figure 18. Moreover, a diagram of a mixed pseudo braid is a braid diagram projected on the plane of I_g .

The main difference between a geometric mixed braid in H_g and a geometric mixed braid in ST lies in the *closing* operation that is used to obtain mixed links from geometric mixed braids. In the case of ST, the closing operation is defined in the usual sense (as in the case of classical braids in S^3), while in the case of H_g the strands of the fixed part I_g do not participate in the closure operation. In particular, the closure operation in H_g is defined as follows:

Definition 9. The *closure* $C(I_g \cup B)$ of a geometric mixed pseudo braid $I_g \cup B$ in H_g is realized by joining each pair of corresponding endpoints of the moving part by a vertical segment, either over or under the rest of the braid and according to the label attached to these endpoints (see Figure 18).

FIGURE 18. An abstract geometric mixed pseudo braid in H_g and its closure.

Remark 6. It is crucial to note that different labels on the endpoints of a geometric mixed braid will yield non isotopic links in H_g in general. For more details the reader is referred to [27].

We now extend the definition of L -moves for the case of pseudo links in H_g . An L -move on a mixed pseudo link is an L -move on the moving part of the mixed pseudo link (recall Definition 4). The L -moves are similar to the braiding moves involved in the braiding process that we now present.

In [25] a braiding algorithm is presented for classical knots and links in 3-manifolds (see also [27] for the case of classical links in H_g). The main idea is to keep the arcs of the oriented link diagrams that go downwards with respect to the height function unaffected and replace arcs that go upwards with braid strands. Obviously, these arcs do not belong to the fixed subbraid I_g . The same algorithm may be applied for pseudo links in H_g , if we first rotate all pseudo-crossings so that all arcs involved will be directed downward as illustrated in Figure 19. Then we may apply the braiding algorithm of [25] for the pseudo link (ignoring the pre-crossings).

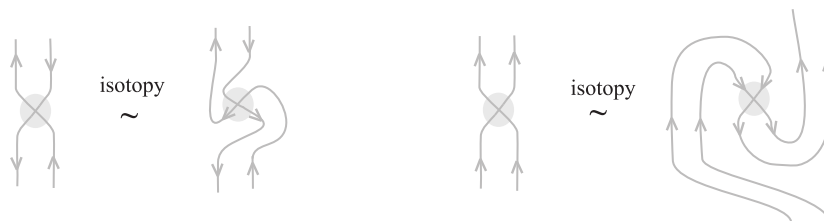


FIGURE 19. Rotating pre-crossings.

For the sake of completion, we recall the basic steps of the braiding algorithm of [25]:

- We first isotope the diagram of the pseudo mixed link as described above. Then, we apply the following braiding algorithm for the pseudo link:
- We chose a base-point and we run along the diagram of the mixed pseudo link according to its orientation.
- When/If we run along an opposite arc, that is, an arc that goes upwards, we subdivide it into smaller arcs, each containing crossings of one type only as shown in Figure 20. These arcs are called *up-arcs*.

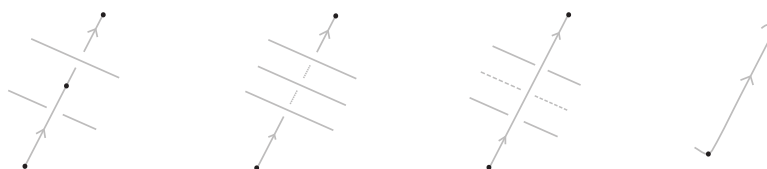


FIGURE 20. Up-arcs.

- We now label every up-arc with an “o” or a “u”, according to the crossings it contains. If it contains no crossings, then the choice is arbitrary.
- We perform an L_o -move on all up-arcs which were labeled with an “o” and an L_u -move on all up-arcs which were labeled with an “u” (see Figure 21).

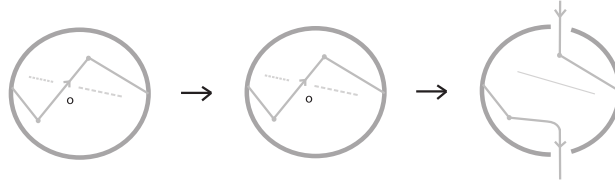


FIGURE 21. Braiding moves for up-arcs.

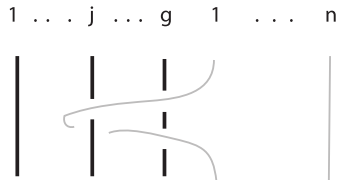
- The result is a geometric mixed pseudo braid whose closure is isotopic to the initial mixed pseudo link.

Note that the braiding process does not involve the fixed part of the mixed pseudo link.

The above algorithm provides a proof of the following:

Theorem 10 (The analogue of the Alexander theorem for pseudo links in H_g). *Every oriented pseudo link in H_g is isotopic to the closure of a mixed pseudo braid.*

Remark 7. Our intention is to obtain invariants for pseudo links in H_g following the Jones approach [18] and the results presented in this paper set up the topological background needed. Moreover, we need to obtain the algebraic analogue of the Markov theorem for pseudo links in H_g . A geometric analogue is easily obtained by using the L -moves (see also [27] for the case of classical links in H_g), but in order to present an algebraic statement for pseudo braid equivalence in H_g , we need to introduce and study the *mixed pseudo braid monoids*, generated by the standard braiding generators σ_i , the pseudo-braiding generators p_i and the looping generators a_j , illustrated in 22.

FIGURE 22. The loop generators a_j .

Obtaining a presentation for mixed pseudo braid monoids is complicated and it will be the subject of a sequel paper. Note that in [31, 6], a similar approach for the case of singular links in H_g and for the case of tied links in H_g , are presented respectively. Finally, it is worth mentioning that the Jones's approach for obtaining invariants for various knotted objects in various 3-manifolds, has been successfully applied for classical knots in the solid torus ([24, 13, 7]), for classical knots in the handlebody of genus 2 ([8]), for classical knots in the lens spaces $L(p, 1)$ ([12, 14, 15, 16, 9]) and for the case of torus knot complements ([11]).

REFERENCES

- [1] B. GABROVSEK, Tabulation of Prime Knots in Lens Spaces, *Mediterr. J. Math.* 14:88 (2017).
- [2] J. S. BIRMAN, New points of view in knot theory, *Bull. Amer. Math. Soc. (New Series)*, **28**, (1993) 253–287.
- [3] K. BATAINEH & M. HAJIJ, Jones's polynomial for links in the handlebody, *Rocky Mountain Journal of Mathematics*, **43**, No.3, (2013).

- [4] V. BARDAKOV, S. JABLAN & H. WANG, Monoid and group of pseudo braids, *J. Knot Theory and Ramifications*, **25**, No. 09, 1641002 (2016).
- [5] I. DIAMANTIS, Tied pseudo links & pseudo knotoids, *Mediterr. J. Math.*, (2021) 18:201 <https://doi.org/10.1007/s00009-021-01842-1>.
- [6] I. DIAMANTIS, Tied links in various topological settings, *J. Knot Theory and Ramifications*, **30**, No. 07, 2150046 (2021). <https://doi.org/10.1142/S0218216521500462>.
- [7] I. DIAMANTIS (2019), An Alternative Basis for the Kauffman Bracket Skein Module of the Solid Torus via Braids. In: Adams C. et al. (eds) Knots, Low-Dimensional Topology and Applications. KNOTS16 2016. Springer Proceedings in Mathematics & Statistics, vol 284. Springer, Cham. https://doi.org/10.1007/978-3-030-16031-9_16.
- [8] I. DIAMANTIS, The Kauffman bracket skein module of the handlebody of genus 2 via braids, *J. Knot Theory and Ramifications*, **28**, No. 13, 1940020 (2019), <https://doi.org/10.1142/S0218216519400200>.
- [9] I. DIAMANTIS, HOMFLYPT skein sub-modules of the lens spaces $L(p, 1)$ via braids, *Topology and its Applications*, **301** (2021), 107500, ISSN 0166-8641, <https://doi.org/10.1016/j.topol.2020.107500>, arXiv:2005.00737.
- [10] I. DIAMANTIS, Pseudo links and singular links in the Solid Torus, arXiv:2101.03538v1.
- [11] I. DIAMANTIS, The Kauffman bracket skein module of the complement of $(2, 2p + 1)$ -torus knots via braids, arXiv:2106.04965v1 [math.GT].
- [12] I. DIAMANTIS, S. LAMBROPOULOU, Braid equivalences in 3-manifolds with rational surgery description, *Topology and its Applications*, **194** (2015), 269-295. doi:10.1016/j.topol.2015.08.009.
- [13] I. DIAMANTIS, S. LAMBROPOULOU, A new basis for the HOMFLYPT skein module of the solid torus, *J. Pure Appl. Algebra* **220** Vol. 2 (2016), 577-605. doi:10.1016/j.jpaa.2015.06.014.
- [14] I. DIAMANTIS, S. LAMBROPOULOU, The braid approach to the HOMFLYPT skein module of the lens spaces $L(p, 1)$, Springer Proceedings in Mathematics and Statistics (PROMS), *Algebraic Modeling of Topological and Computational Structures and Application*, (2017). doi:10.1007/978-3-319-68103-07.
- [15] I. DIAMANTIS, S. LAMBROPOULOU, An important step for the computation of the HOMFLYPT skein module of the lens spaces $L(p, 1)$ via braids, *J. Knot Theory and Ramifications*, **28**, No. 11, 1940007 (2019). doi:10.1142/S0218216519400078.
- [16] I. DIAMANTIS, S. LAMBROPOULOU, J. H. PRZYTYCKI, Topological steps on the HOMFLYPT skein module of the lens spaces $L(p, 1)$ via braids, *J. Knot Theory and Ramifications*, **25**, No. 14, (2016). doi:10.1142/S021821651650084X.
- [17] R. FENN, E. KEYMAN & C.P. ROURKE, The singular braid monoid embeds in a group, *J. Knot Theory and Ramifications*, **7**, No. 07, 881–892 (1998).
- [18] V. F. R. JONES, Hecke algebra representations of braid groups and link polynomials, *Ann. Math.* **126**, 335–388 (1987).
- [19] R. HANAKI, Pseudo diagrams of links, links and spatial graphs, *Osaka J. Math.*, **47**, (2010) 863–883.
- [20] A. HENRICH, R. HOBERG, S. JABLAN, L. JOHNSON, E. MINTEN, L. RADOVIC, The theory of pseudo-knots, *J. Knot Theory and Ramifications*, **22**, No. 07, (2013) 1350032.
- [21] H. A. DYE, Pseudo knots and an obstruction to cosmetic crossings, *J. Knot Theory and Ramifications*, **26**, No. 04, (2017) 1750022.
- [22] L.H. KAUFFMAN & S. LAMBROPOULOU, Virtual braids and the L -move, *Journal of Knot Theory and Its Ramifications* **15**, (2006) No. 6, 773–811.
- [23] S. LAMBROPOULOU, L -Moves and Markov theorems, *Journal of Knot Theory and Its Ramifications* **16**, Ni.10, (2007) 1459-1468.
- [24] S. LAMBROPOULOU, Knot theory related to generalized and cyclotomic Hecke algebras of type B , *J. Knot Theory and its Ramifications* **8**, No. 5, (1999) 621-658.
- [25] S. LAMBROPOULOU, C.P. ROURKE (2006), Markov's theorem in 3-manifolds, *Topology and its Applications* **78**, (1997) 95-122.
- [26] L. H. KAUFFMAN, New invariants in the theory of knots, *Amer. Math. Monthly* **95**, (3) (1988) 195–242.
- [27] REINHARD HÄRING-OLDENBURG, SOFIA LAMBROPOULOU, Knot theory in handlebodies, *J. Knot Theory and its Ramifications* **11**, No. 6, (2002) 921-943.
- [28] J. PRZYTYCKI, Skein modules of 3-manifolds, *Bull. Pol. Acad. Sci.: Math.*, **39**, 1-2 (1991), 91–100.
- [29] V.G. TURAEV, The Conway and Kauffman modules of the Solid Torus, *Zap. Nauchn. Sem. Lomi* **167** (1988), 79–89. English translation: *J. Soviet Math.* (1990), 2799-2805.

- [30] V. V. VERSHININ, About presentations of braid groups and their generalizations, *Banach Center Publications* 100 (2014), 235–271. DOI: 10.4064/bc100-0-14.
- [31] V. V. VERSHININ, On Vassiliev invariants for links in handlebodies, *J. Knot Theory and its Ramifications* **07**, No. 05 (1998) pp. 701–712.

DEPARTMENT OF DATA ANALYTICS AND DIGITALISATION, MAASTRICHT UNIVERSITY, SCHOOL OF BUSINESS AND ECONOMICS, P.O.BOX 616, 6200 MD, MAASTRICHT, THE NETHERLANDS.

Email address: `i.diamantis@maastrichtuniversity.nl`