

Dynamic Cournot Duopoly with Intertemporal Capacity Constraints

Citation for published version (APA):

van den Berg, A. H. J., Bos, I., Herings, P. J. J., & Peters, H. J. M. (2012). Dynamic Cournot Duopoly with Intertemporal Capacity Constraints. *International Journal of Industrial Organization*, 30(2), 174-192. <https://doi.org/10.1016/j.ijindorg.2011.08.002>

Document status and date:

Published: 01/03/2012

DOI:

[10.1016/j.ijindorg.2011.08.002](https://doi.org/10.1016/j.ijindorg.2011.08.002)

Document Version:

Publisher's PDF, also known as Version of record

Document license:

Taverne

Please check the document version of this publication:

- A submitted manuscript is the version of the article upon submission and before peer-review. There can be important differences between the submitted version and the official published version of record. People interested in the research are advised to contact the author for the final version of the publication, or visit the DOI to the publisher's website.
- The final author version and the galley proof are versions of the publication after peer review.
- The final published version features the final layout of the paper including the volume, issue and page numbers.

[Link to publication](#)

General rights

Copyright and moral rights for the publications made accessible in the public portal are retained by the authors and/or other copyright owners and it is a condition of accessing publications that users recognise and abide by the legal requirements associated with these rights.

- Users may download and print one copy of any publication from the public portal for the purpose of private study or research.
- You may not further distribute the material or use it for any profit-making activity or commercial gain
- You may freely distribute the URL identifying the publication in the public portal.

If the publication is distributed under the terms of Article 25fa of the Dutch Copyright Act, indicated by the "Taverne" license above, please follow below link for the End User Agreement:

www.umlib.nl/taverne-license

Take down policy

If you believe that this document breaches copyright please contact us at:

repository@maastrichtuniversity.nl

providing details and we will investigate your claim.



Dynamic Cournot duopoly with intertemporal capacity constraints[☆]

Anita van den Berg^a, Iwan Bos^b, P. Jean-Jacques Herings^{c,*}, Hans Peters^a

^a Department of Quantitative Economics, Maastricht University, The Netherlands

^b Department of Organization & Strategy, Maastricht University, The Netherlands

^c Department of Economics, Maastricht University, The Netherlands

ARTICLE INFO

Article history:

Received 22 March 2010

Received in revised form 8 July 2011

Accepted 22 August 2011

Available online 26 August 2011

JEL classification:

D43

L13

Keywords:

Dynamic duopoly

Cournot competition

Intertemporal capacity constraints

Commitment

ABSTRACT

This paper studies a dynamic Cournot duopoly in which suppliers have a limited amount of products available for two consecutive periods. We derive optimal sales strategies and analyze welfare effects with and without commitment. Under commitment, strategies do not depend on the rival's realized sales. In this case, there is a unique Nash equilibrium for any allocation of initial supplies and prices increase over time. Absent commitment, sellers can adjust their supply decision after the first period. In this case, a subgame perfect Nash equilibrium does not always exist and prices may decline over time. A more asymmetric allocation of stocks generally leads to higher first-period prices, whereas the impact on second-period prices is ambiguous. The larger firm typically prefers not to commit, whereas the smaller firm is better off under commitment. Commitment generates a higher total surplus and (almost always) a higher consumer surplus. Our findings thus suggest that market transparency or flexible supply contracts can adversely affect welfare in situations where production precedes sales and firms face an intertemporal capacity constraint.

© 2011 Elsevier B.V. All rights reserved.

1. Introduction

In his pioneering work *Recherches sur les Principes Mathématiques de la Théorie des Richesses* published in 1838, Augustin Cournot explained his by now famous duopoly theory. In the original version, Cournot considers the case of two profit-maximizing spring water suppliers who sell bottles of identical quality at zero costs.¹ Both sellers simultaneously and independently decide how many bottles to bring to the market on the basis of the belief that the output of their rival remains constant and the market clears. The optimal supply decisions in this case are well understood and would be no different if firms were to compete repeatedly provided that both have an abundance of resources available. Suppose, however, that spring water supplies are limited. Specifically, suppose that suppliers interact for a number of periods and that there is not enough water available to supply the unconstrained Cournot equilibrium output in each period. The recognition that firms may find themselves confronted with such an intertemporal capacity constraint generates a number of interesting questions. What are the optimal sales strategies in this case? How do output decisions depend on the level and allocation of initial supplies?

What are the implications of optimal supply decisions for welfare? In this paper, we address these and related questions.

The key characteristic of an intertemporal capacity constraint is that current supply decisions affect future profit opportunities; selling more of the stock today leaves less to sell tomorrow and *vice versa*. This dynamic trade-off can be found in a wide variety of economic situations. Akin to the spring water example, it quite naturally applies to exhaustible resource markets. For example, oil companies typically control a limited number of oil fields and current sales put a restraint on what can be sold in the future. Similarly, in many markets production is often temporarily given. For instance, a ticket seller who has tickets for a concert or football match has a choice between selling these, say, 3 months in advance or around the stadium on the day of the event instead. Other examples include fishery (under quota constraints), flight seats, hotel rooms, limited edition goods, fashionable items, specialized agricultural products, emissions trading, *etcetera*. What all these cases have in common is that a seller who attempts to maximize his profits should not only take account of its rival's quantity of output, but additionally needs to consider how its current supply decision affects future sales opportunities.

The purpose of this research is to gain understanding of strategic firm behavior and welfare implications in situations where firms are capacity-constrained over time. Toward that end, we study a dynamic Cournot duopoly in which suppliers have a limited amount of products available for two consecutive periods. We distinguish two settings. In the first setting, suppliers commit to their sales strategies, which means that supply decisions are independent of the rival's

[☆] We appreciate the comments and suggestions of participants at the 2008 European Association for Research in Industrial Economics conference, the editor and an anonymous referee. Jean-Jacques Herings gratefully acknowledges financial support of the Netherlands Organization for Scientific Research (NWO).

* Corresponding author at: P.O. Box 616, 6200 MD Maastricht, The Netherlands.

E-mail address: p.herings@maastrichtuniversity.nl (P.J.J. Herings).

¹ See Bacon's translation of Cournot (1838), Chapter 7.

realized sales. For example, sellers may lack information about sales of competitors so that after the first period it is unclear how much of the rival's stock has been sold. Also, sellers and buyers may sign supply contracts specifying desired volumes for each period. In the second setting, suppliers can adjust their sales strategy after the first period. This situation corresponds to more transparent markets and flexible supply contracts.

Summarizing some of our main findings, there is a unique pure-strategy Nash equilibrium for any allocation of initial supplies under commitment, whereas under non-commitment a subgame perfect Nash equilibrium in pure strategies may not exist. With commitment, prices weakly increase over time and an increase in stocks *ceteris paribus* leads to higher profits. By contrast, prices may decline and increasing stocks may lead to lower profits absent commitment. A more asymmetric allocation of stocks generally leads to higher first-period prices, whereas the impact on second-period prices is ambiguous. Larger firms typically prefer not to commit, whereas commitment is beneficial for smaller firms, society at large and (almost always) for buyers. Consequently, our findings suggest that an increase in market transparency or flexibility of supply contracts can have a negative effect on welfare.

To our knowledge, our study is among the first to address the impact of intertemporal capacity constraints on optimal sales strategies and welfare. In fact, the only other paper we are aware of that considers capacity constraints over time is Biglaiser and Vettas (2004). This paper studies a setting in which two equally sized firms compete in price for two periods, while facing one or multiple strategic buyers with unit demand for a durable homogeneous good. Sellers do not commit to their price choices. Among other things, Biglaiser and Vettas (2004) establish that in this case there exists no pure-strategy Nash equilibrium. Moreover, it is shown that buyers are hurt by their ability to behave strategically and consequently have an incentive to commit to myopic behavior. Our setting is quite different as we consider quantity competition under both commitment and non-commitment and explore variations in the level and allocation of initial stocks. Moreover, in our case, buyers do not behave strategically. An interesting complementary finding is that consumers are (almost always) better off under commitment. Thus, our analysis reveals that buyers may also have a preference for commitment on the supply side.

There is a rich source of literature on strategic firm behavior under capacity constraints, where capacities are either endogenous or exogenously given and firms compete in price or quantity. Contributions include, among others, Levitan and Shubik (1972), Kreps and Scheinkman (1983), Osborne and Pitchik (1986), Bikhchandani and Mamer (1993), Gabszewicz and Poddar (1997), Besanko and Doraszelski (2004) and Laye and Laye (2008). Additionally, Saloner (1987) modifies the Cournot duopoly by considering two production stages before the market clears and shows that in this case there is a unique subgame perfect Nash equilibrium. This setting has been extended by Pal (1991, 1996) who allows for cost differences and mixed-strategy equilibria and Kovenock and Roy (1998) who relax the assumption of market clearing. In none of these papers, however, firms face an intertemporal capacity constraint. Thus, the key difference between our work and the available literature on strategic firm behavior under capacity constraints is that we consider a setting in which current sales opportunities depend on past supply decisions.

As the spring water example above illustrates, our study is also related to the literature on exhaustible or nonrenewable resources. Theories in this field date back as far as Hotelling (1931) and have been advanced by, among others, Lewis and Schmalensee (1980), Reinganum and Stolley (1985), Loury (1986), Gaudet and Van Long (1994) and, more recently, Salo and Tahvonen (2001). The majority of literature in this area assumes commitment and, as far as results are comparable, our findings are similar. As to non-commitment, Reinganum and Stolley (1985) consider oligopoly extraction of a common property resource and show that the length of the commitment period can have a major impact on

equilibrium firm behavior. Salo and Tahvonen (2001) show that markets for exhaustible resources can become more competitive over time absent commitment as rising prices may attract additional suppliers.

This paper proceeds as follows. The next section introduces the Cournot duopoly model with intertemporal capacity constraints. Section 3 examines strategic firm behavior under commitment and non-commitment. Section 4 uses the optimal sales strategies to explore the welfare implications for consumers and society at large. Section 5 concludes. All proofs are provided in Appendix A. For ease of reading, most of the computational details are relegated to Appendices B and C.

2. Model

Consider an industry in which two profit-maximizing firms, $i = 1, 2$, have a fixed and finite amount of a homogeneous good denoted by $S_i \geq 0$. As these products have been produced (or bought) in advance, production costs are sunk. Given their stocks, both sellers compete in quantity for two consecutive periods. The quantities sold by firm i in period 1 and period 2 are respectively denoted by q_i and r_i , with $q_i + r_i \leq S_i$. Firms may have residual supply at the end of the second period. To keep the analysis tractable, we assume linear market demand. Specifically, inverse demand in each period is given by

$$P(Q) = 1 - Q,$$

where $Q = q_1 + q_2$ in the first and $Q = r_1 + r_2$ in the second period. Second-period profits are discounted at a common discount factor $\delta \in (0, 1]$.

In the following, we consider two settings. In the first setting, firms commit to a sales strategy. That is, both unconditionally determine how many products to offer in each period. In particular, this implies that the supply decision of a firm in period 2 is not affected by the first-period sales of its rival. This may be due to a lack of (or lag in) relevant information about sales and profits. For example, profits made in previous periods may not yet be available when deciding on current quantities of output. Alternatively, volumes of output may have been specified in advance by means of a supply contract. Formally, firm i 's strategy space under commitment is given by $\Gamma_i = \{(q_i, r_i) \in \mathbb{R}_+^2 \mid q_i + r_i \leq S_i\}$. In the second setting, sellers do not commit to their sales strategy. In this case, a firm's optimal supply decision in the second period is potentially affected by the realized sales of its rival in the first period. Thus, second-period strategies are conditional on first-period sales. We define $F_i = \{f_i : [0, S_1] \times [0, S_2] \rightarrow [0, S_i] \mid q_i + f_i(q_1, q_2) \leq S_i\}$ as the set of functions that assign a feasible second-period quantity of output to every possible combination of first-period sales. Firm i 's strategy space is then $\Sigma_i = [0, S_i] \times F_i$.

3. Strategic firm behavior

3.1. Commitment

Under commitment, a firm determines its sales strategy independent of its rival's realized sales. Given strategies $(q_1, r_1) \in \Gamma_1$ and $(q_2, r_2) \in \Gamma_2$, firm i 's profit is given by

$$\Pi_i(q_1, r_1, q_2, r_2) = q_i P(q_i + q_j) + \delta r_i P(r_i + r_j).$$

In choosing its sales path (q_i, r_i) , firm i takes the sales path (q_j, r_j) of firm j as given (where the subscripts i and j are used to indicate the two competitors). Firm i therefore solves the following constrained maximization problem:

$$\max_{q_i, r_i} \Pi_i(q_1, r_1, q_2, r_2)$$

subject to

$$q_i, r_i \geq 0 \text{ and } q_i + r_i \leq S_i.$$

The result is a continuous best response function $\gamma_i \in \Gamma_i$:

$$\gamma_i(q_j, r_j) = \begin{cases} (S_i, 0) & \left\{ \begin{array}{l} \text{if } [q_j - \delta r_j < 1 - \delta - 2S_i, \\ q_j + r_j \leq 2 - 2S_i \text{ and } q_j, r_j \leq 1] \\ \text{or } [q_j \leq 1 - 2S_i \text{ and } r_j > 1] \end{array} \right. \\ (0, S_i) & \left\{ \begin{array}{l} \text{if } [q_j - \delta r_j > 1 - \delta + 2\delta S_i, \\ q_j + r_j \leq 2 - 2S_i \text{ and } q_j, r_j \leq 1] \\ \text{or } [q_j > 1 \text{ and } r_j \leq 1 - 2S_i] \end{array} \right. \\ \left(\frac{1 - \delta + 2\delta S_i - q_j + \delta r_j}{2 + 2\delta}, \frac{2S_i - 1 + \delta + q_j - \delta r_j}{2 + 2\delta} \right) & \left\{ \begin{array}{l} \text{if } 1 - \delta - 2S_i \leq q_j - \delta r_j \leq \\ 1 - \delta + 2\delta S_i, \\ q_j + r_j \leq 2 - 2S_i \text{ and } q_j, r_j \leq 1 \end{array} \right. \\ \left(\frac{1}{2} - \frac{1}{2}q_j, \frac{1}{2} - \frac{1}{2}r_j \right) & \left\{ \begin{array}{l} \text{if } q_j + r_j > 2 - 2S_i \\ \text{and } q_j, r_j \leq 1 \end{array} \right. \\ \left(\frac{1}{2} - \frac{1}{2}q_j, 0 \right) & \left\{ \begin{array}{l} \text{if } 1 - 2S_i < q_j \leq 1 \\ \text{and } r_j > 1 \end{array} \right. \\ \left(0, \frac{1}{2} - \frac{1}{2}r_j \right) & \left\{ \begin{array}{l} \text{if } 1 - 2S_i < r_j \leq 1 \\ \text{and } q_j > 1 \end{array} \right. \\ (0, 0) & \text{if } q_j, r_j > 1. \end{cases}$$

These seven cases are mutually exclusive and the best response against (q_j, r_j) is unique. A pair of strategies $(q_1^*, r_1^*, q_2^*, r_2^*)$ constitutes a Nash equilibrium if and only if

$$\begin{aligned} \Pi_1(q_1^*, r_1^*, q_2^*, r_2^*) &\geq \Pi_1(q_1, r_1, q_2^*, r_2^*) \text{ for all } (q_1, r_1) \in \Gamma_1, \\ \Pi_2(q_1^*, r_1^*, q_2^*, r_2^*) &\geq \Pi_2(q_1^*, r_1^*, q_2, r_2) \text{ for all } (q_2, r_2) \in \Gamma_2, \end{aligned}$$

or, equivalently, $\gamma_1(q_2^*, r_2^*) = (q_1^*, r_1^*)$ and $\gamma_2(q_1^*, r_1^*) = (q_2^*, r_2^*)$.

For any given initial combination (S_1, S_2, δ) , there is a unique Nash equilibrium. These equilibria are specified in Table 1 and illustrated in

Table 1
Equilibria with commitment.

	Parameter conditions	Period 1	Period 2
(X_{li}^c)	$0 \leq S_1 < \frac{1}{2} - \frac{1}{2}S_2 - \frac{1}{2}\delta$ $0 \leq S_2 < \frac{1}{2} - \frac{1}{2}S_1 - \frac{1}{2}\delta$	$q_1^c = S_1$ $q_2^c = S_2$	$r_1^c = 0$ $r_2^c = 0$
(X_{lm}^c)	$0 \leq S_1 < \frac{1}{3} - \frac{1}{3}\delta$ $\frac{1}{2} - \frac{1}{2}\delta - \frac{1}{2}S_1 \leq S_2 \leq 1 - \frac{1}{2}S_1$	$q_1^c = S_1$ $q_2^c = \frac{1 - S_1 - \delta + 2\delta S_2}{2 + 2\delta}$	$r_1^c = 0$ $r_2^c = \frac{2S_2 + S_1 - 1 + \delta}{2 + 2\delta}$
(X_{ml}^c)	$\frac{1}{2} - \frac{1}{2}\delta - \frac{1}{2}S_2 \leq S_1 \leq 1 - \frac{1}{2}S_2$ $0 \leq S_2 < \frac{1}{3} - \frac{1}{3}\delta$	$q_1^c = \frac{1 - \delta + 2\delta S_1 - S_2}{2 + 2\delta}$ $q_2^c = S_2$	$r_1^c = \frac{2S_1 + S_2 - 1 + \delta}{2 + 2\delta}$ $r_2^c = 0$
(X_{lh}^c)	$0 \leq S_1 < \frac{1}{3} - \frac{1}{3}\delta$ $1 - \frac{1}{2}S_1 < S_2$	$q_1^c = S_1$ $q_2^c = \frac{1}{2} - \frac{1}{2}S_1$	$r_1^c = 0$ $r_2^c = \frac{1}{2}$
(X_{hl}^c)	$1 - \frac{1}{2}S_2 < S_1$ $0 \leq S_2 < \frac{1}{3} - \frac{1}{3}\delta$	$q_1^c = \frac{1}{2} - \frac{1}{2}S_2$ $q_2^c = S_2$	$r_1^c = \frac{1}{2}$ $r_2^c = 0$
(X_{mm}^c)	$\frac{1}{3} - \frac{1}{3}\delta \leq S_1 \leq 1 - \frac{1}{2}S_2$ $\frac{1}{3} - \frac{1}{3}\delta \leq S_2 \leq 1 - \frac{1}{2}S_1$	$q_1^c = \frac{1 - \delta + 3\delta S_1}{3 + 3\delta}$ $q_2^c = \frac{1 - \delta + 3\delta S_2}{3 + 3\delta}$	$r_1^c = \frac{3S_1 - 1 + \delta}{3 + 3\delta}$ $r_2^c = \frac{3S_2 - 1 + \delta}{3 + 3\delta}$
(X_{mh}^c)	$\frac{1}{3} - \frac{1}{3}\delta \leq S_1 \leq \frac{2}{3}$ $1 - \frac{1}{2}S_1 < S_2$	$q_1^c = \frac{1 - \delta + 3\delta S_1}{3 + 3\delta}$ $q_2^c = \frac{2 + 4\delta - 3\delta S_1}{6 + 6\delta}$	$r_1^c = \frac{3S_1 - 1 + \delta}{3 + 3\delta}$ $r_2^c = \frac{4 + 2\delta - 3S_1}{6 + 6\delta}$
(X_{hm}^c)	$1 - \frac{1}{2}S_2 < S_1$ $\frac{1}{3} - \frac{1}{3}\delta < S_2 \leq \frac{2}{3}$	$q_1^c = \frac{2 + 4\delta - 3\delta S_2}{6 + 6\delta}$ $q_2^c = \frac{1 - \delta + 3\delta S_2}{3 + 3\delta}$	$r_1^c = \frac{4 + 2\delta - 3S_2}{6 + 6\delta}$ $r_2^c = \frac{3S_2 - 1 + \delta}{3 + 3\delta}$
(X_{hh}^c)	$\frac{2}{3} < S_1$ $\frac{2}{3} < S_2$	$q_1^c = \frac{1}{3}$ $q_2^c = \frac{1}{3}$	$r_1^c = \frac{1}{3}$ $r_2^c = \frac{1}{3}$

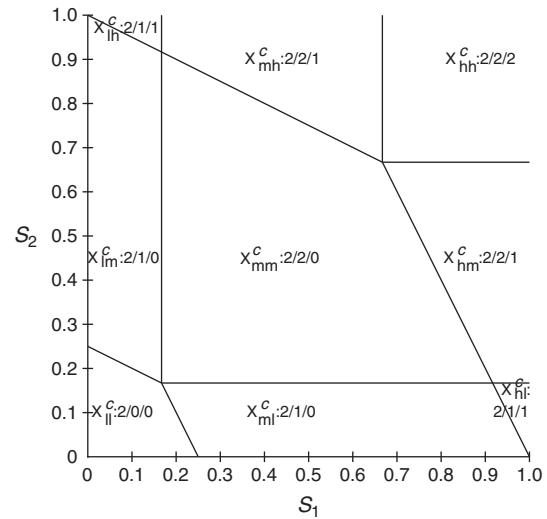


Fig. 1. Equilibrium outcome regions under commitment and the number of active firms in each period for $\delta = 0.5$.

The figure shows combinations of S_1, S_2 at a given δ .² The superscript ‘c’ stands for commitment and the subscript indicates available supply of respectively firm i and firm j , where ‘l’ stands for low, ‘m’ for medium and ‘h’ for high. Additionally, Fig. 1 depicts the number of firms active in each period. Specifically, $N_1/N_2/N_f$ indicates respectively the number of firms with strictly positive sales in the first period, the number of firms with strictly positive sales in the second period and the number of firms with residual supply at the end of the second period.

Fig. 1 reveals that the number of firms active in each period is positively correlated with the amount of available products, all else equal. If firm 1 has limited supplies (as in regions X_{li}^c, X_{lm}^c , and X_{lh}^c), then it will sell all its products in the first period. It is important to highlight that these regions are non-empty only for discount factors strictly below one. Discounting of second-period profits provides firms with an incentive to sell as soon as possible. For sufficiently low stocks, marginal revenue in the first period exceeds marginal revenue in the second period as long as δ is not too high. Therefore, selling everything in the first period is optimal in this case. In the regions X_{ml}^c, X_{mm}^c , and X_{mh}^c , firm 1 has a moderate number of products available. Here, profit-maximization requires a division of sales such that marginal revenue in the first period equals marginal revenue in the second period. In the remaining regions (i.e., X_{li}^c, X_{hm}^c and X_{hl}^c), firm 1 has a large stock and faces no capacity constraint. This implies that profits are maximized for each period separately. Moreover, there is residual supply at the end of the second period. A similar reasoning applies to the equilibrium strategy of firm 2.³

In light of the above analysis, one question of interest concerns the development of prices. The next proposition shows that prices do not decline under commitment.

Proposition 1. *In equilibrium, price weakly increases over time.*

Thus, total sales in the second period never exceed total sales in the first period. In fact, a firm will choose its sales path in such a way that marginal revenues for both periods are the same. The only exception is when its capacity is severely limited. In that case, marginal revenue in period 1 always exceeds marginal revenue in period

² A change in δ affects the size, but not the shape of the equilibrium regions.
³ Notice that in region X_{hh}^c , none of the firms is capacity-constrained. As a result, both optimally choose the unconstrained Cournot equilibrium quantity $\frac{1}{3}$ in each period.

2 and, as a consequence, it is optimal to sell all products in the first period.

Let us finally study the impact of the level and allocation of initial stocks. The next result shows that it is typically beneficial for a firm to have more in stock, all else equal.

Proposition 2. *An increase in S_i leads to a weak increase in firm i 's equilibrium profit.*

The following proposition summarizes how the division of initial supplies affects equilibrium outcomes.

Proposition 3. *Given aggregate stock $S_1 + S_2$, an increase in $|S_1 - S_2|$ leads to a weak decrease in first-period aggregate equilibrium sales and a weak increase of first-period equilibrium price. Additionally, it leads to (i) a decrease in second-period aggregate equilibrium sales and an increase of second-period equilibrium price in regions X_{mh}^c and X_{hm}^c and (ii) an increase in second-period aggregate equilibrium sales and a decrease of second-period equilibrium price in regions X_{im}^c and X_{mi}^c . It has no effect on second-period aggregate equilibrium sales and second-period equilibrium price in the other regions.*

A more asymmetric allocation of stocks leads to higher prices in the first period. In fact, the highest first-period price is obtained in the extreme case in which one firm effectively operates as a monopolist by controlling all initial supplies. Yet, the effect on second-period prices is ambiguous. In particular, observe that prices decline in regions X_{im}^c and X_{mi}^c . In these cases, the smaller firm sells all its products in period 1. A (relative) growth in stock of the larger firm then yields a higher sales level in period 2, which induces a lower second-period market price.

3.2. Non-commitment

Let us now consider the case where sales strategies in the second period depend on realized and observed first-period sales. Our objective is to derive and analyze the subgame perfect Nash equilibria of the game absent commitment. Toward that end, we start by evaluating the Nash equilibria in all possible second period subgames. Consider the subgame $q = (q_1, q_2)$ in period 2 that results from first-period sales (q_1, q_2) . Let firm i 's second-period stock be denoted by $T_i = S_i - q_i$ and let $\sigma_{iq}: [0, T_j] \rightarrow [0, T_i]$ be firm i 's best response function in subgame q . Thus, for a given sales level r_j , firm i solves:

$$\max_{r_i} r_i P(r_i + r_j)$$

subject to

$$0 \leq r_i \leq T_i.$$

Firm i 's best response in period 2 is then given by

$$\sigma_{iq}(r_j) = \begin{cases} T_i & \text{if } 0 \leq T_i \leq \frac{1}{2} - \frac{1}{2}r_j, \\ \max\left\{0, \frac{1}{2} - \frac{1}{2}r_j\right\} & \text{otherwise.} \end{cases}$$

Quantities (r_1^*, r_2^*) are a Nash equilibrium of the second-period subgame q if and only if $\sigma_{1q}(r_2^*) = r_1^*$ and $\sigma_{2q}(r_1^*) = r_2^*$. Each subgame q has a unique Nash equilibrium as specified in Table 2 and illustrated in Fig. 2.⁴ In region Y_{hh} , both firms have sufficient residual stock to supply the unconstrained profit-maximizing quantity. In regions Y_{hl} and Y_{lh} , only one supplier is capacity-constrained. In region Y_{ll} , both

Table 2
Second-period equilibrium outcomes.

	T_i	T_j	r_i	r_j	Profits i	Profits j
(Y_{hh})	$> \frac{1}{3}$	$> \frac{1}{3}$	$\frac{1}{3}$	$\frac{1}{3}$	$\frac{1}{9}$	$\frac{1}{9}$
(Y_{lh})	$\leq \frac{1}{3}$	$> \frac{1-T_i}{2}$	T_i	$\frac{1-T_i}{2}$	$T_i \left(\frac{1-T_i}{2}\right)$	$\left(\frac{1-T_i}{2}\right)^2$
(Y_{hl})	$> \frac{1-T_j}{2}$	$\leq \frac{1}{3}$	$\frac{1-T_j}{2}$	T_j	$\frac{(1-T_j)^2}{4}$	$T_j \left(\frac{1-T_j}{2}\right)$
(Y_{ll})	$\leq \frac{1-T_j}{2}$	$\leq \frac{1-T_i}{2}$	T_i	T_j	$T_i(1-T_i-T_j)$	$T_j(1-T_i-T_j)$

firms' capacities are binding and they bring their entire stock to the market.

The equilibrium action of firm i in period 2 is given by the function f_i^* :

$$f_i^*(q_i, q_j) = \begin{cases} \frac{1}{3} & \text{if } T_i, T_j > \frac{1}{3}, \\ \frac{1}{2} - \frac{1}{2}T_j & \text{if } T_i > \frac{1}{2} - \frac{1}{2}T_j \text{ and } T_j \leq \frac{1}{3}, \\ T_i & \text{if } T_i \leq \frac{1}{3} \text{ or } T_j \leq 1 - 2T_i. \end{cases} \quad (1)$$

We now replace the second-period subgames with the second-period outcomes as induced by f^* . The result is a one-period reduced game in which the payoffs are given by

$$\Pi_i^R(q_i, q_j) = \Pi_i(q_i, q_j, f_i^*(q_i, q_j), f_j^*(q_i, q_j)), \quad 0 \leq q_i \leq S_i, 0 \leq q_j \leq S_j.$$

The reduced profit function of firm i is then specified as follows.

$$\Pi_i^R(q_i, q_j) = q_i(1 - q_i - q_j) + \begin{cases} \frac{1}{9}\delta & \text{if } T_i > \frac{1}{3} \text{ and } T_j > \frac{1}{3}, & (Y_{hh}) \\ \frac{1}{2}\delta T_i(1 - T_i) & \text{if } 1 - 2T_j < T_i \leq \frac{1}{3}, & (Y_{lh}) \\ \frac{1}{4}\delta(1 - T_j)^2 & \text{if } T_i > \frac{1}{2} - \frac{1}{2}T_j \text{ and } T_j \leq \frac{1}{3}, & (Y_{hl}) \\ \delta T_i(1 - T_i - T_j) & \text{if } T_i \leq \min\left\{\frac{1}{2} - \frac{1}{2}T_j, 1 - 2T_j\right\}. & (Y_{ll}) \end{cases} \quad (2)$$

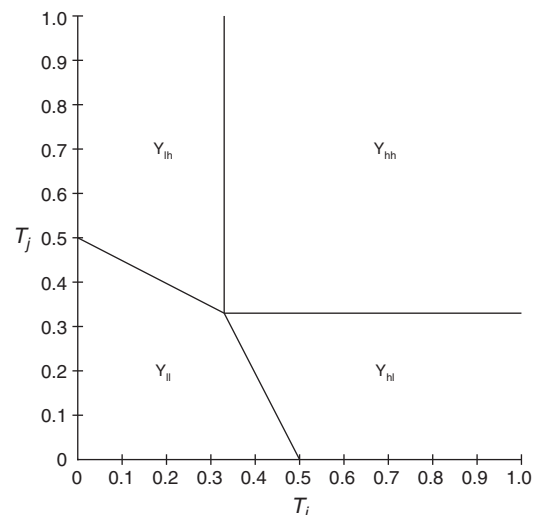


Fig. 2. Second-period equilibrium outcome regions for $\delta = 0.5$.

⁴ This figure is similar to Fig. 1 in Krishnan and Röller (1993). Their Stage 5 problem coincides with our second-period subgame.

A pair of strategies (q_1^*, q_2^*) is a Nash equilibrium of the reduced game if and only if it holds that

$$\begin{aligned} \Pi_1^R(q_1^*, q_2^*) &\geq \Pi_1^R(q_1, q_2^*), \text{ for all } q_1 \in [0, S_1], \\ \Pi_2^R(q_1^*, q_2^*) &\geq \Pi_2^R(q_1^*, q_2), \text{ for all } q_2 \in [0, S_2]. \end{aligned}$$

A Nash equilibrium (q_1^*, q_2^*) of the reduced game corresponds to a subgame perfect Nash equilibrium $(q_1^*, f_1^*, q_2^*, f_2^*)$ of the entire game.

Let us now have a closer look at the reduced best responses and the subgame perfect Nash equilibria. The computational details and derivations can be found in [Appendices B and C](#). To begin, in equilibrium none of the firms will sell in excess of the unconstrained monopoly output.

Lemma 4. For any Nash equilibrium (q_1^*, q_2^*) of the reduced game, it holds that $q_1^*, q_2^* \leq \frac{1}{2}$.

In the following, let $\sigma_i^R(q_j)$ denote the reduced best response of firm i against q_j . Quantities (q_1^*, q_2^*) are a Nash equilibrium of the reduced game if and only if $q_1^* \in \sigma_1^R(q_2^*)$ and $q_2^* \in \sigma_2^R(q_1^*)$. Given q_j , the reduced profit function is continuous, albeit not always concave. Thus, the reduced best response against q_j always exists, but need not be unique. The reduced best response correspondence is upper hemi-continuous, but may not be convex-valued. As a result, a subgame perfect Nash equilibrium in pure strategies may not always exist, which indeed turns out to be the case for some combinations of S_i, S_j and δ .

Combinations of (S_1, S_2, δ) can be partitioned in 12 regions. In each region in which there exists an equilibrium, the equilibria share the same qualitative features and are differentiable functions of S_1, S_2 , and δ . The equilibrium regions and outcomes are specified in [Table 3](#) and illustrated in [Fig. 3](#). The superscript ‘nc’ stands for non-commitment. As before, the subscript indicates available supply of respectively firm i and firm j , where ‘l’ stands for low, ‘m’ for medium, ‘m’ for medium-high and ‘h’ for high.

As suggested by [Fig. 3](#), the 12 regions are mutually exclusive. This property holds in general.

Theorem 5. There is at most one subgame perfect Nash equilibrium for each combination of S_1, S_2 , and δ .

In some cases, an equilibrium does not exist.⁵

Theorem 6. For each δ , there is a set of stock levels (S_1, S_2) with non-empty interior for which an equilibrium does not exist.

Akin to the commitment setting, [Fig. 3](#) shows that the number of active firms in each period increases for larger initial supplies. Yet, the price development may be different. By [Proposition 1](#), we know that prices do not decline over time under commitment. If the first-period price would exceed the second-period price, then sellers would have an incentive to transfer a part (or all) of their second-period output to period 1. As the next result shows, this may no longer hold absent commitment.

Proposition 7. In regions $X_{ll}^{nc}, X_{lm}^{nc}, X_{lh}^{nc}, X_{hl}^{nc}, X_{mm}^{nc}$ and X_{hh}^{nc} the equilibrium price weakly increases over time. For each δ , there is a set of stock levels $(S_1, S_2) \in X_{mh}^{nc} \cup X_{mh}^{nc} \cup X_{hm}^{nc} \cup X_{hm}^{nc}$ with non-empty interior

⁵ To be precise, a pure equilibrium may not exist. As the reduced strategy spaces are nonempty compact subsets of \mathbb{R} and the payoff functions $\Pi_i^R(q_i, q_j)$ are continuous, there will be a mixed equilibrium. See [Glicksberg \(1952\)](#).

Table 3
Equilibria without commitment.

	Parameter conditions	Period 1	Period 2
(X_{ll}^{nc})	$0 \leq S_1 < \frac{1}{2} - \frac{1}{2}\delta - \frac{1}{2}S_2$ $0 \leq S_2 < \frac{1}{2} - \frac{1}{2}\delta - \frac{1}{2}S_1$	$q_1^{nc} = S_1$ $q_2^{nc} = S_2$	$r_1^{nc} = 0$ $r_2^{nc} = 0$
(X_{lm}^{nc})	$0 \leq S_1 < \frac{1}{3}(1-\delta)$ $\frac{1}{2} - \frac{1}{2}\delta - \frac{1}{2}S_1 \leq S_2 \leq 1 - \frac{1}{2}S_1$	$q_1^{nc} = S_1$ $q_2^{nc} = \frac{1-S_1+2\delta S_2-\delta}{2+2\delta}$	$r_1^{nc} = 0$ $r_2^{nc} = \frac{2S_2-1+S_1+\delta}{2+2\delta}$
(X_{ml}^{nc})	$\frac{1}{2} - \frac{1}{2}\delta - \frac{1}{2}S_2 \leq S_1 \leq 1 - \frac{1}{2}S_2$ $0 \leq S_2 < \frac{1}{3}(1-\delta)$	$q_1^{nc} = \frac{1-S_2+2\delta S_1-\delta}{2+2\delta}$ $q_2^{nc} = S_2$	$r_1^{nc} = \frac{2S_1-1+S_2+\delta}{2+2\delta}$ $r_2^{nc} = 0$
(X_{lh}^{nc})	$0 \leq S_1 < \frac{1}{3}(1-\delta)$ $S_2 > 1 - \frac{1}{2}S_1$	$q_1^{nc} = S_1$ $q_2^{nc} = \frac{1}{2} - \frac{1}{2}S_1$	$r_1^{nc} = 0$ $r_2^{nc} = \frac{1}{2}$
(X_{hl}^{nc})	$S_1 > 1 - \frac{1}{2}S_2$ $0 \leq S_2 < \frac{1}{3}(1-\delta)$	$q_1^{nc} = \frac{1}{2} - \frac{1}{2}S_2$ $q_2^{nc} = S_2$	$r_1^{nc} = \frac{1}{2}$ $r_2^{nc} = 0$
$(X_{mm}^{nc,a})$	$\frac{1}{3}(1-\delta) \leq S_1 \leq \beta_1$ $\frac{1}{3}(1-\delta) \leq S_2 \leq \beta_2$	$q_1^{nc} = \frac{1-\delta+3\delta S_1}{3+3\delta}$ $q_2^{nc} = \frac{1-\delta+3\delta S_2}{3+3\delta}$	$r_1^{nc} = \frac{3S_1-1+\delta}{3+3\delta}$ $r_2^{nc} = \frac{3S_2-1+\delta}{3+3\delta}$
$(X_{mm}^{nc,b})$	$\beta_3 < S_1 \leq 1 - \frac{1}{2}S_2$ $\beta_4 < S_2 \leq 1 - \frac{1}{2}S_1$		
(X_{mh}^{nc})	$\frac{1}{3}(1-\delta) \leq S_1 \leq \frac{2}{3} - \frac{1}{9}\delta$ $S_2 > \beta_5$	$q_1^{nc} = \frac{1-\delta+2\delta S_1}{3+2\delta}$ $q_2^{nc} = \frac{2+3\delta-2\delta S_1}{6+4\delta}$	$r_1^{nc} = \frac{3S_1-1+\delta}{3+2\delta}$ $r_2^{nc} = \frac{4+\delta-3S_1}{6+4\delta}$
(X_{hm}^{nc})	$S_1 > \beta_6$ $\frac{1}{3}(1-\delta) \leq S_2 \leq \frac{2}{3} - \frac{1}{9}\delta$	$q_1^{nc} = \frac{2+3\delta-2\delta S_1}{6+4\delta}$ $q_2^{nc} = \frac{1-\delta+2\delta S_2}{3+2\delta}$	$r_1^{nc} = \frac{4+\delta-3S_1}{6+4\delta}$ $r_2^{nc} = \frac{3S_2-1+\delta}{3+2\delta}$
$(X_{mh}^{nc,h})$	$\frac{2}{3} - \frac{1}{9}\delta < S_1 \leq \frac{2}{3}$ $S_2 > \beta_7$	$q_1^{nc} = S_1 - \frac{1}{3}$ $q_2^{nc} = \frac{2}{3} - \frac{1}{2}S_1$	$r_1^{nc} = \frac{1}{3}$ $r_2^{nc} = \frac{1}{3}$
$(X_{hm}^{nc,h})$	$S_1 > \beta_8$ $\frac{2}{3} - \frac{1}{9}\delta < S_2 \leq \frac{2}{3}$	$q_1^{nc} = \frac{2}{3} - \frac{1}{2}S_2$ $q_2^{nc} = S_2 - \frac{1}{3}$	$r_1^{nc} = \frac{1}{3}$ $r_2^{nc} = \frac{1}{3}$
(X_{hh}^{nc})	$S_1 > \frac{2}{3}$ $S_2 > \frac{2}{3}$	$q_1^{nc} = \frac{1}{3}$ $q_2^{nc} = \frac{1}{3}$	$r_1^{nc} = \frac{1}{3}$ $r_2^{nc} = \frac{1}{3}$
(X_{\emptyset}^{nc})	All other values of (S_1, S_2, δ)	No equilibrium	

Explanation of the symbols

β_1	$\frac{7}{6} - S_2 - \frac{1}{6}\delta + \frac{\sqrt{(1+\delta)(1+\frac{1}{2}\delta)}}{1+\delta} (\frac{5}{6} + \frac{1}{6}\delta - S_2)$
β_2	$\frac{7}{6} - S_1 - \frac{1}{6}\delta + \frac{\sqrt{(1+\delta)(1+\frac{1}{2}\delta)}}{1+\delta} (\frac{5}{6} + \frac{1}{6}\delta - S_1)$
β_3	$\frac{4+5\frac{1}{2}\delta - \frac{1}{2}\delta^2 - 3\delta S_2}{6+6\delta}$
β_4	$\frac{4+5\frac{1}{2}\delta - \frac{1}{2}\delta^2 - 3\delta S_1}{6+6\delta}$
β_5	$\frac{7+6\frac{1}{2}\delta + \frac{3}{2}\delta^2 - 6S_1 - 5\delta S_1 - \delta^2 S_1 + (5+5\delta-2\delta S_1)\sqrt{(1+\delta)(1+\frac{1}{2}\delta)}}{6+7\delta+2\delta^2+(6+4\delta)\sqrt{(1+\delta)(1+\frac{1}{2}\delta)}}$
β_6	$\frac{7+6\frac{1}{2}\delta + \frac{3}{2}\delta^2 - 6S_2 - 5\delta S_2 - \delta^2 S_2 + (5+5\delta-2\delta S_2)\sqrt{(1+\delta)(1+\frac{1}{2}\delta)}}{6+7\delta+2\delta^2+(6+4\delta)\sqrt{(1+\delta)(1+\frac{1}{2}\delta)}}$
β_7	$\frac{10+6\delta-7S_1-3\delta S_1}{8+6\delta}$
β_8	$\frac{10+6\delta-7S_2-3\delta S_2}{8+6\delta}$

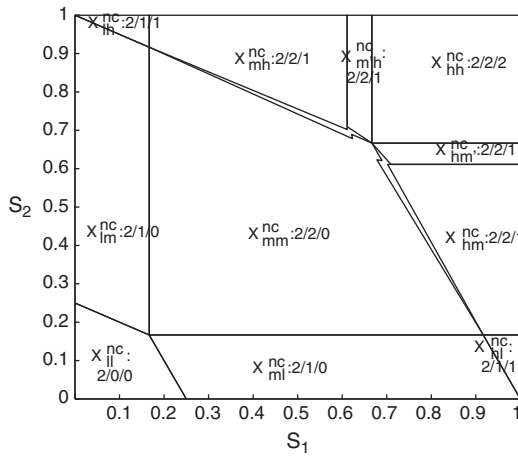


Fig. 3. Equilibrium outcome regions under non-commitment and the number of active firms in each period for $\delta = 0.5$.

such that the equilibrium price strictly decreases over time. In particular, the equilibrium price strictly decreases over time if and only if $S_i < S_j$ and

$$\frac{2-2\delta}{3-2\delta} \leq S_i < \frac{2}{3} - \frac{1}{9}\delta,$$

$$S_j > \frac{7 + 6\frac{1}{2}\delta + \frac{3}{2}\delta^2 - 6S_i - 5\delta S_i - \delta^2 S_i + (5 + 5\delta - 2\delta S_i)\sqrt{(1+\delta)\left(1 + \frac{1}{2}\delta\right)}}{6 + 7\delta + 2\delta^2 + (6 + 4\delta)\sqrt{(1+\delta)\left(1 + \frac{1}{2}\delta\right)}}$$

or

$$\frac{2}{3} - \frac{1}{9}\delta < S_i < \frac{2}{3},$$

$$S_j > \frac{10 + 6\delta - 7S_i - 3\delta S_i}{8 + 6\delta}.$$

In those cases where prices decline over time, there is one firm with a large initial supply and one firm with a medium-sized stock. The larger firm faces no capacity constraint and chooses its optimal quantity of output for each period separately given the sales level of the smaller supplier. By contrast, the smaller firm is capacity-constrained in the second period (i.e., its second-period supply is less than $1/3$). To see why a price decline may occur in equilibrium, note that the larger firm has no incentive to adjust its sales strategy as it responds optimally in each period. In particular, as the smaller firm faces a capacity constraint in the second period, the larger firm is unable to induce a reduction in its rival's second-period sales. As with commitment, the smaller firm might be willing to transfer a part (or all) of its second-period supply to the first period. However, absent commitment, such a transfer will trigger a response by the larger firm. Specifically, the larger firm will increase its second-period sales, which leads to a lower second-period price. This reaction by the larger firm renders an adjustment in the smaller firm's sales strategy unprofitable.

As in the commitment setting, we next evaluate the impact of the level and allocation of initial stocks. Note that the profit function is continuous on the domain of (S_i, S_j, δ) for which an equilibrium exists. Using the derivatives of equilibrium profits, it is easily shown that an increase in stocks leads to higher profits within each equilibrium region. However, as the next result shows, an increase in initial supplies may still have an adverse effect on profits. Thus, equilibria may not be "destroy-proof".

Proposition 8. An increase in S_i , ceteris paribus, leads to a weak increase of firm i 's equilibrium profit as long as the increase does not change the equilibrium outcome region. If an increase in S_i does change

the equilibrium outcome region, then there are combinations of S_i , S_j and δ such that the increase in S_i leads to a strict decrease in firm i 's equilibrium profit.

Let us finally study the consequences of an increase in the difference of initial supplies.

Proposition 9. Given aggregate stock $S_1 + S_2$, an increase in $|S_1 - S_2|$ leads to a weak decrease in first-period aggregate equilibrium sales and a weak increase of first-period equilibrium price. Additionally, it leads to (i) a decrease in second-period aggregate equilibrium sales and an increase of second-period equilibrium price in regions X_{mh}^c and X_{hm}^c and (ii) an increase in second-period aggregate equilibrium sales and a decrease of second-period equilibrium price in regions X_{im}^c and X_{mi}^c . It has no effect on second-period aggregate equilibrium sales and second-period equilibrium price in the other regions.

As under commitment (see Proposition 3), a more asymmetric allocation of supplies leads to weakly higher first-period prices, whereas the impact on second-period prices is ambiguous.

3.3. Comparison

The above analysis reveals two major differences between strategic firm behavior under commitment and non-commitment. First, prices may decline over time only when firms do not commit to their sales strategies. Second, larger initial supplies may have a negative impact on firm profits only under non-commitment. Let us now have a closer look at how both regimes compare.

To begin, equilibrium sales are the same for both settings in quite a few cases.

Proposition 10. For each $(S_1, S_2, \delta) \in X_{ll}^{nc} \cup X_{im}^{nc} \cup X_{ml}^{nc} \cup X_{lh}^{nc} \cup X_{hm}^{nc} \cup X_{mm}^{nc} \cup X_{hh}^{nc}$, equilibrium sales under commitment and non-commitment coincide.

There always exists an equilibrium when $S_1 = S_2$. As in this case $(S_1, S_1, \delta) \in X_{ll}^{nc} \cup X_{mm}^{nc} \cup X_{hh}^{nc}$ and $(S_1, S_1, \delta) \in X_{ll}^c \cup X_{mm}^c \cup X_{hh}^c$, the next result follows immediately.

Corollary 11. If firms 1 and 2 are symmetric, then equilibrium sales under commitment and non-commitment coincide.

The story is different when $(S_i, S_j, \delta) \in X_{mh}^{nc} \cup X_{hm}^{nc} \cup X_{mh}^c \cup X_{hm}^c$, i.e., when there is one firm with a large stock and one firm with a medium-sized stock. In these cases, the first-period equilibrium price under non-commitment weakly exceeds the first-period equilibrium price under commitment, whereas the opposite holds for second-period equilibrium prices.

Proposition 12. For each $(S_1, S_2, \delta) \notin X_{ll}^{nc}$, the first-period equilibrium price under non-commitment is weakly higher than the first-period equilibrium price under commitment and the second-period equilibrium price under non-commitment is weakly lower than the second-period equilibrium price under commitment. The opposite relationship holds for per-period aggregate sales.

The next result shows that the larger firm typically prefers not to commit to its sales strategy, whereas the smaller firm prefers commitment.

Proposition 13. For each $(S_1, S_2, \delta) \notin X_{ll}^{nc}$, the change in equilibrium outcome from the commitment case to the non-commitment case is to the advantage of the larger firm and to the disadvantage of the smaller firm.

The intuition underlying this result is the following. Suppose that both sellers would choose their commitment equilibrium quantities under non-commitment. Given the sales strategy of the smaller firm, the larger firm has no incentive to deviate as it chooses the per-period optimal output level. By contrast, the smaller firm does

have an incentive to adjust its supply strategy. Specifically, it will lower its first-period supply so as to be able to boost second-period sales. As the products are strategic substitutes, this in turn will induce the larger firm to reduce its second-period supply. This causes a price increase in both periods, which is beneficial for the smaller firm as it still sells all its products.

Yet, the larger firm will naturally anticipate this adjustment by increasing its first-period supply and, as we are outside region X_{θ}^{nc} , another equilibrium is reached. Like for the smaller firm, the total amount of sales for the larger supplier is the same in both equilibria. Compared to the commitment setting, the smaller firm sells more of its stock in the second period, whereas the larger firm increases its first-period sales. By Proposition 12, we know that first-period prices are higher and second-period prices are lower absent commitment. Consequently, the larger firm typically prefers not to commit, whereas the smaller firm is better off under commitment.

4. Welfare analysis

In the previous section, we have derived optimal sales strategies under commitment and non-commitment. Let us now direct our attention to the welfare implications of both cases. As to welfare, questions of interest are: What is the impact of an increase in capacity on consumer surplus and total surplus? How does the allocation of available capacity affect consumer welfare and the welfare of society at large? How is welfare affected by whether or not firms commit to a particular sales strategy? In the following, we address these questions in turn.

To begin, note that in the current setting consumer and total surplus are given by, respectively,

$$CS = \frac{1}{2}(q_1 + q_2)^2 + \frac{1}{2}\delta(r_1 + r_2)^2,$$

and

$$TS = (q_1 + q_2) \left(1 - \frac{1}{2}(q_1 + q_2)\right) + \delta(r_1 + r_2) \left(1 - \frac{1}{2}(r_1 + r_2)\right).$$

Let us now first consider the effect of an increase in capacity on consumer welfare. The next proposition evaluates the impact of a growth in stocks on consumer surplus under commitment.

Proposition 14. Commitment

An increase in stock for at least one firm leads to a weakly higher equilibrium consumer surplus.

Thus, buyers typically benefit from an increase in the number of available products when firms commit to their sales strategy. By contrast, an increase in stocks may adversely affect consumer welfare absent commitment.

Proposition 15. Non-commitment

Within a given equilibrium outcome region, an increase in S_i , ceteris paribus, leads to a weakly higher equilibrium consumer surplus. For some combinations of S_i , S_j and δ , a strict increase in S_i changes the equilibrium outcome region. This may lead to a strict fall in equilibrium consumer surplus.

These results reveal that consumers often gain from an increase in potential supply. A notable exception is when the increase in stock leads to a new equilibrium outcome region that is reached by moving through the non-equilibrium zone (see Fig. 3).

The next issue to consider is how the allocation of initial supplies affects welfare. By Propositions 3 and 9, we know that a larger difference in capacity may have different effects on second-period sales. It is therefore *a priori* unclear how an increase in $|S_1 - S_2|$ affects consumer welfare. Yet, as the next result shows, this effect is unambiguously negative.

Proposition 16. *For a given aggregate stock $S_1 + S_2$, an increase in $|S_1 - S_2|$ leads to a weakly lower equilibrium consumer surplus.*

Buyers commonly benefit from a more equal division of potential supplies. An increasing difference in production capacity allows the larger firm to more closely mimic a monopolist, which results in lower output and higher prices. Notice that this is independent of whether or not suppliers commit to their sales strategies.

As to social welfare, results are comparable. That is to say, an increase in capacity for at least one firm leads to a weakly higher equilibrium total surplus under commitment. Yet, if firms do not commit to their sales strategies, then a growth in stocks may induce a decrease in total welfare provided that it changes the equilibrium outcome region. Moreover, a more asymmetric allocation of available supplies leads to a weakly lower equilibrium total surplus.

A final issue to consider concerns the preferences of consumers, firms and the social planner. Do they prefer commitment to sales strategies or not? One would expect *a priori* that commitment has a mitigating effect on competition, which is typically to the advantage of firms and to the disadvantage of consumers and society as a whole. Indeed, given an unequal division of stocks, the smaller firm prefers commitment. Yet, the larger firm prefers non-commitment as it provides more opportunities for exploiting its power. Specifically, as shown in Proposition 12, non-commitment may result in a higher first-period price and a lower second-period price. Due to discounting, consumers therefore usually prefer commitment over non-commitment.

Proposition 17. *For every (S_1, S_2, δ) , such that $(S_1, S_2, \delta) \notin X_{\theta}^{nc}$ and $\delta \leq \frac{24}{25}$, consumers prefer commitment over non-commitment. If $\delta > \frac{24}{25}$, there are combinations of (S_1, S_2, δ) for which consumers prefer non-commitment.*

The preference for commitment is even stronger for a social planner.

Proposition 18. *Total surplus is higher under commitment than under non-commitment.*

Our findings thus reveal that in situations where firms face an intertemporal capacity constraint, transparency of sales or flexible supply contracts can have a negative effect on welfare.

5. Concluding remarks

In a wide variety of industries, production precedes sales and supplies are (temporarily) given. In these types of situations, sellers may find themselves confronted with an intertemporal capacity constraint. The critical feature of such a constraint is that current supply decisions affect future profit opportunities; selling more today leaves less to sell tomorrow and *vice versa*. To gain understanding of the impact of intertemporal capacity constraints on strategic firm behavior and welfare, we have studied a two-period Cournot duopoly in which suppliers have a limited amount of products available. In analyzing optimal supply decisions, we have made a distinction between whether or not sellers commit to their sales strategies. Under commitment, strategies do not depend on the rival's realized sales, whereas without commitment sellers can adjust their supply decision after the first period.

Let us summarize some of our main findings. With commitment, there is a unique Nash equilibrium for any allocation of stocks and prices weakly increase over time. Absent commitment, a subgame perfect Nash equilibrium does not always exist and prices may decline over time. A more unequal division of initial supplies leads to higher first-period prices, but the effect on second-period prices is ambiguous. The difference between commitment and non-commitment is most pronounced when only one firm is capacity-constrained. In this case, the larger firm is better off absent commitment, whereas the smaller firm prefers commitment. Commitment to sales strategies is (almost always) beneficial for consumers and always leads to a higher total

surplus. Thus, an increase in the transparency of sales and flexibility of supply contracts may adversely affect welfare in industries where firms cannot adjust production instantly to per-period demand.

We have addressed the impact of intertemporal capacity constraints in the simplest possible setting. Clearly, there are some potentially interesting extensions. For instance, we have limited our analysis to two periods and one may wonder whether our main findings still hold in a multi-period model. Another question of interest is how robust our results are to more general demand specifications. Moreover, it seems natural to explore similar issues in a setting where firms compete in price rather than quantity. As our analysis reveals, however, one may expect arduous calculations when pursuing these types of questions. The main challenge is therefore to find a more general model specification that is still analytically tractable. We leave this issue for future research.

Appendix A. Proofs

Proof of Proposition 1. For any given combination of S_1, S_2 , and δ , one can verify directly that $q_1^c + q_2^c \geq r_1^c + r_2^c$. Thus, aggregate sales in the first period weakly exceed aggregate sales in the second period and therefore the price in the first period is less than or equal to the price in the second period. □

Proof of Proposition 2. The derivative of the equilibrium profit function of firm i with respect to S_i is non-negative in all equilibrium outcome regions and the profit function is continuous for all $\delta, S_i, S_j \geq 0$. □

Proof of Proposition 3. Suppose that $S = S_1 + S_2$ is fixed and assume $S_2 \geq S_1$, which is without loss of generality. Note that this implies that $|S_1 - S_2|$ increases when S_1 decreases and that $(S_1, S_2, \delta) \in X_{ll}^c \cup X_{lm}^c \cup X_{lh}^c \cup X_{mm}^c \cup X_{mh}^c \cup X_{hh}^c$. In the following, let Q_{ab} denote aggregate sales in equilibrium region X_{ab} .

For first-period aggregate sales, we find that

$$\begin{aligned} Q_{ll}^c &= S, & \frac{\partial Q_{ll}^c}{\partial S_1} &= 0, \\ Q_{lm}^c &= \frac{1-\delta+S_1+2\delta S}{2+2\delta}, & \frac{\partial Q_{lm}^c}{\partial S_1} &= \frac{1}{2+2\delta} > 0, \\ Q_{lh}^c &= \frac{1}{2} + \frac{1}{2}S_1, & \frac{\partial Q_{lh}^c}{\partial S_1} &= \frac{1}{2} > 0, \\ Q_{mm}^c &= \frac{2-2\delta+3\delta S}{3+3\delta}, & \frac{\partial Q_{mm}^c}{\partial S_1} &= 0, \\ Q_{mh}^c &= \frac{4+2\delta+3\delta S_1}{6+6\delta}, & \frac{\partial Q_{mh}^c}{\partial S_1} &= \frac{3\delta}{6+6\delta} > 0, \\ Q_{hh}^c &= \frac{2}{3}, & \frac{\partial Q_{hh}^c}{\partial S_1} &= 0. \end{aligned}$$

Hence, an increase in $|S_1 - S_2|$ leads to a weak decrease in first-period aggregate equilibrium sales and consequently to a weakly higher first-period equilibrium price.

For second-period aggregate sales, we find that

$$\begin{aligned} Q_{ll}^c &= 0, & \frac{\partial Q_{ll}^c}{\partial S_1} &= 0, \\ Q_{lm}^c &= \frac{2S-S_1-1+\delta}{2+2\delta}, & \frac{\partial Q_{lm}^c}{\partial S_1} &= -\frac{1}{2+2\delta} < 0, \\ Q_{lh}^c &= \frac{1}{2}, & \frac{\partial Q_{lh}^c}{\partial S_1} &= 0, \\ Q_{mm}^c &= \frac{3S-2+2\delta}{3+3\delta}, & \frac{\partial Q_{mm}^c}{\partial S_1} &= 0, \\ Q_{mh}^c &= \frac{3S_1+2+4\delta}{6+6\delta}, & \frac{\partial Q_{mh}^c}{\partial S_1} &= \frac{3}{6+6\delta} > 0, \\ Q_{hh}^c &= \frac{2}{3}, & \frac{\partial Q_{hh}^c}{\partial S_1} &= 0. \end{aligned}$$

The effect of an increase in $|S_1 - S_2|$ on second-period aggregate equilibrium sales and second-period equilibrium price thus depends on the equilibrium outcome region. □

Proof of Lemma 4. First-period profit is given by $q_i(1 - q_i - q_j)$, which is strictly decreasing in q_i for $q_i > \frac{1}{2} - \frac{1}{2}q_j$ and in particular for $q_i > \frac{1}{2}$. A reduction in first-period sales implies an increase of potential supply in period 2. As Table 2 shows, firm i 's second-period profit never decreases when its second-period stock increases. Consequently, firm i would strictly increase its profits by choosing $q_i = \frac{1}{2}$ rather than $q_i > \frac{1}{2}$. □

Proof of Theorem 5. Comparing the constraints in Table 3 shows that all regions are disjoint. Thus, each combination of S_i, S_j and δ belongs to at most one equilibrium region. The Nash equilibrium of the reduced game is therefore unique for (S_i, S_j, δ) in regions X_{ll}^{nc} up to and including X_{hh}^{nc} . The reduced game has no Nash equilibrium for (S_i, S_j, δ) belonging to region X_{00}^{nc} . Nash equilibria for the reduced game correspond one-to-one with the subgame perfect Nash equilibria of the entire game. □

Proof of Theorem 6. It can be verified that for each δ , the set of stock profiles (S_1, S_2) such that (S_1, S_2, δ) belongs to region X_{00}^{nc} has a non-empty interior. □

Proof of Proposition 7. By Proposition 1, price never decreases over time under commitment. A price decline under non-commitment is therefore only possible in regions where the non-commitment case is different from the commitment case, i.e., regions $X_{mh}^{nc}, X_{hm}^{nc}, X_{mm}^{nc}$, and X_{hh}^{nc} . In these regions, one firm has a medium-sized stock and one firm has a large stock. Let i be the smaller firm and let j be the larger firm. In regions X_{mh}^{nc} and X_{hm}^{nc} it holds that

$$\begin{aligned} \frac{1}{3}(1-\delta) < S_i \leq \frac{2}{3} - \frac{1}{9}\delta, \\ S_j > \frac{7+6\frac{1}{2}\delta+\frac{3}{2}\delta^2-6S_i-5\delta S_i-\delta^2 S_i+(5+5\delta-2\delta S_i)\sqrt{(1+\delta)\left(1+\frac{1}{2}\delta\right)}}{6+7\delta+2\delta^2+(6+4\delta)\sqrt{(1+\delta)\left(1+\frac{1}{2}\delta\right)}}. \end{aligned}$$

The total quantity sold in the first period is

$$q_i^{nc} + q_j^{nc} = \frac{1-\delta+2\delta S_i}{3+2\delta} + \frac{2+3\delta-2\delta S_i}{6+4\delta} = \frac{4+\delta+2\delta S_i}{6+4\delta}.$$

The total quantity sold in the second period is

$$r_i^{nc} + r_j^{nc} = \frac{3S_i-1+\delta}{3+2\delta} + \frac{4+\delta-3S_i}{6+4\delta} = \frac{3S_i+2+3\delta}{6+4\delta}.$$

Price strictly decreases from period 1 to period 2 when $4+\delta+2\delta S_i < 3S_i+2+3\delta$, which is equivalent to $S_i > \frac{2-2\delta}{3-2\delta}$. In regions X_{mh}^{nc} and X_{hm}^{nc} , we have

$$\begin{aligned} \frac{2}{3} - \frac{1}{9}\delta < S_i \leq \frac{2}{3}, \\ S_j > \frac{10+6\delta-7S_i-3\delta S_i}{8+6\delta}. \end{aligned}$$

The total quantity sold in the first period is

$$q_i^{nc} + q_j^{nc} = S_i - \frac{1}{3} + \frac{2}{3} - \frac{1}{2}S_i = \frac{1}{2}S_i + \frac{1}{3}.$$

The total quantity sold in the second period is

$$r_i^{nc} + r_j^{nc} = \frac{1}{3} + \frac{1}{3} = \frac{2}{3}.$$

Since $\frac{1}{2} S_i + \frac{1}{3} < \frac{2}{3}$ as long as $S_i < \frac{2}{3}$, price strictly decreases from period 1 to period 2 in these regions whenever $S_i \neq \frac{2}{3}$. \square

Proof of Proposition 8. The derivative of the equilibrium profit function with respect to S_i is non-negative in every equilibrium region. The non-existence of an equilibrium for some combinations of (S_i, S_j, δ) makes it possible that a strict increase in S_i leads to a strict decrease in the equilibrium profit of firm i . For instance, let $\delta=0.2$, $S_j=0.69824$, and

$$S_i = \frac{7}{6} - S_j - \frac{1}{6} \delta + \frac{\sqrt{(1+\delta)\left(1+\frac{1}{2}\delta\right)}}{1+\delta} \left(\frac{5}{6} + \frac{1}{6}\delta - S_j\right) \approx 0.59634.$$

These parameters correspond to a point on the upper boundary of region X_{mm}^{nc} . The equilibrium profit of firm i equals 0.12937. Now suppose that S_i increases to

$$S'_i = \frac{7 + 6\frac{1}{2}\delta + \frac{3}{2}\delta^2 - 6S_j - 78\delta S_j - 2\delta^2 S_j + (5 + 5\delta - 6S_j - 4\delta S_j)\sqrt{(1+\delta)\left(1+\frac{1}{2}\delta\right)}}{6 + 5\delta + \delta^2 + 2\delta\sqrt{(1+\delta)\left(1+\frac{1}{2}\delta\right)}} \approx 0.61011.$$

Our parameters now belong to region X_{mh}^{nc} . Firm i 's equilibrium profit equals 0.12751. \square

Proof of Proposition 9. Suppose $S = S_1 + S_2$ is fixed and $S_2 \geq S_1$, which is without loss of generality. Thus, $|S_1 - S_2|$ increases when S_1 decreases. Moreover, since $S_2 \geq S_1$, it holds that $(S_1, S_2, \delta) \in X_{li}^{nc} \cup X_{lm}^{nc} \cup X_{lh}^{nc} \cup X_{mm}^{nc} \cup X_{mh}^{nc} \cup X_{m'h}^{nc} \cup X_{hh}^{nc}$. As before, let Q_{ab} denote aggregate sales in equilibrium region X_{ab} . We then obtain the following

$$\begin{aligned} Q_{li}^{nc} &= S_1, & \frac{\partial Q_{li}^{nc}}{\partial S_1} &= 0, \\ Q_{lm}^{nc} &= \frac{1-\delta+S_1+2\delta S}{2+2\delta}, & \frac{\partial Q_{lm}^{nc}}{\partial S_1} &= \frac{1}{2+2\delta} > 0, \\ Q_{lh}^{nc} &= \frac{1}{2} + \frac{1}{2} S_1, & \frac{\partial Q_{lh}^{nc}}{\partial S_1} &= \frac{1}{2} > 0, \\ Q_{mm}^{nc} &= \frac{2-2\delta+3\delta S}{3+3\delta}, & \frac{\partial Q_{mm}^{nc}}{\partial S_1} &= 0, \\ Q_{mh}^{nc} &= \frac{4+\delta+2\delta S_1}{6+4\delta}, & \frac{\partial Q_{mh}^{nc}}{\partial S_1} &= \frac{2\delta}{6+4\delta} > 0, \\ Q_{m'h}^{nc} &= \frac{1}{2} S_1 + \frac{1}{3}, & \frac{\partial Q_{m'h}^{nc}}{\partial S_1} &= \frac{1}{2} > 0, \\ Q_{hh}^{nc} &= \frac{2}{3}, & \frac{\partial Q_{hh}^{nc}}{\partial S_1} &= 0. \end{aligned}$$

In between regions X_{mm}^{nc} and X_{mh}^{nc} there is no equilibrium. Consider an increase in S_1 together with a decrease by the same magnitude in S_2 that leads to a move from region X_{mh}^{nc} to region X_{mm}^{nc} . In this case, it holds that Q_{mm}^{nc} coincides with Q_{mh}^{nc} and

$$Q_{mh}^{nc} = \frac{4+\delta+2\delta S_1}{6+4\delta} < \frac{4+2\delta+3\delta S_1}{6+6\delta} = Q_{mm}^{nc}.$$

The desired result now follows from Proposition 3.

Between regions $X_{m'h}^{nc}$ and X_{mm}^{nc} there is no equilibrium. Consider an increase in S_1 together with a decrease by the same magnitude in S_2 that leads to a move from region $X_{m'h}^{nc}$ to region X_{mm}^{nc} . Again, it holds that Q_{mm}^{nc} coincides with $Q_{m'h}^{nc}$, region $X_{m'h}^{nc}$ is a subset of region X_{mh}^{nc} , and

$$Q_{m'h}^{nc} = \frac{1}{2} S_1 + \frac{1}{3} \leq \frac{4+2\delta+3\delta S_1}{6+6\delta} = Q_{mm}^{nc},$$

where $S_1 \leq 2/3$ is used to derive the inequality sign. The desired result again follows from Proposition 3.

As to second-period aggregate sales, we obtain the following

$$\begin{aligned} Q_{li}^{nc} &= 0, & \frac{\partial Q_{li}^{nc}}{\partial S_1} &= 0, \\ Q_{lm}^{nc} &= \frac{2S-S_1-1+\delta}{2+2\delta}, & \frac{\partial Q_{lm}^{nc}}{\partial S_1} &= -\frac{1}{2+2\delta} < 0, \\ Q_{lh}^{nc} &= \frac{1}{2}, & \frac{\partial Q_{lh}^{nc}}{\partial S_1} &= 0, \\ Q_{mm}^{nc} &= \frac{3S-2+2\delta}{3+3\delta}, & \frac{\partial Q_{mm}^{nc}}{\partial S_1} &= 0, \\ Q_{mh}^{nc} &= \frac{3S_1+2+3\delta}{6+4\delta}, & \frac{\partial Q_{mh}^{nc}}{\partial S_1} &= \frac{3}{6+4\delta} > 0, \\ Q_{m'h}^{nc} &= \frac{2}{3}, & \frac{\partial Q_{m'h}^{nc}}{\partial S_1} &= 0, \\ Q_{hh}^{nc} &= \frac{2}{3}, & \frac{\partial Q_{hh}^{nc}}{\partial S_1} &= 0. \quad \square \end{aligned}$$

Proof of Proposition 10. From the constraints that define the various regions it follows that $X_{li}^{nc} \subseteq X_{li}^c$, $X_{lm}^{nc} \subseteq X_{lm}^c$, $X_{ml}^{nc} \subseteq X_{ml}^c$, $X_{lh}^{nc} \subseteq X_{lh}^c$, $X_{hl}^{nc} \subseteq X_{hl}^c$, $X_{mm}^{nc} \subseteq X_{mm}^c$ and $X_{hh}^{nc} \subseteq X_{hh}^c$. The equilibrium sales in regions X_{li}^{nc} , X_{lm}^{nc} , X_{ml}^{nc} , X_{lh}^{nc} , X_{hl}^{nc} , X_{mm}^{nc} , and X_{hh}^{nc} coincide with the equilibrium sales in, respectively, region X_{li}^c , X_{lm}^c , X_{ml}^c , X_{lh}^c , X_{hl}^c , X_{mm}^c and X_{hh}^c . \square

Proof of Proposition 12. We assume without loss of generality that $S_2 \geq S_1$. Whenever there is a change in the equilibrium price, (S_1, S_2, δ) belongs to region X_{mh}^c . In region X_{mh}^c , prices in the first and second periods are respectively

$$p_1^c = \frac{2+4\delta-3\delta S_1}{6+6\delta} \quad \text{and} \quad p_2^c = \frac{4+2\delta-3S_1}{6+6\delta}.$$

Furthermore, (S_1, S_2, δ) belongs to region X_{mh}^{nc} or $X_{m'h}^{nc}$. In region X_{mh}^{nc} , prices are

$$p_1^{nc} = \frac{2+3\delta-2\delta S_1}{6+4\delta} \quad \text{and} \quad p_2^{nc} = \frac{4+\delta-3S_1}{6+4\delta}$$

and in region $X_{m'h}^{nc}$, prices are

$$p_1^{nc} = \frac{2}{3} - \frac{1}{2} S_1 \quad \text{and} \quad p_2^{nc} = \frac{1}{3}.$$

In region X_{mh}^c , we have $(1-\delta)/3 < S_1 \leq \frac{2}{3}$ from which it follows that $p_1^c \leq p_1^{nc}$ and $p_2^c \geq p_2^{nc}$. \square

Proof of Proposition 13. Assume without loss of generality that $S_2 \geq S_1$. Whenever there is a change in the equilibrium outcome, it holds that (S_1, S_2, δ) belongs to region X_{mh}^c . Firm 2 has profits equal to

$$\Pi_2^c = \left(\frac{2+4\delta-3\delta S_1}{6+6\delta}\right)^2 + \delta \left(\frac{4+2\delta-3S_1}{6+6\delta}\right)^2.$$

Moreover, (S_1, S_2, δ) belongs to region X_{mh}^{nc} or region $X_{m'h}^{nc}$. In region X_{mh}^{nc} , firm 2 has profits equal to

$$\Pi_2^{nc} = \left(\frac{2+3\delta-2\delta S_1}{6+4\delta}\right)^2 + \delta \left(\frac{4+\delta-3S_1}{6+4\delta}\right)^2.$$

In region $X_{m'h}^{nc}$, profits of firm 2 are given by

$$\Pi_2^{nc} = \frac{4}{9} + \frac{1}{9} \delta - \frac{2}{3} S_1 + \frac{1}{4} (S_1)^2.$$

We have that $S_1 \leq \frac{2}{3}$ in all these regions, from which it follows that $\Pi_2^{nc} \geq \Pi_2^c$.

Analogous calculations yield the opposite relation for the profits of firm 1. \square

Proof of Proposition 14. It follows directly from the equilibrium outcomes that per-period sales weakly increase in S_1 and S_2 . \square

Proof of Proposition 15. It follows directly from the equilibrium outcomes that per-period sales weakly increase in S_1 and S_2 in all equilibrium outcome regions. To illustrate that an increase in stocks may adversely affect consumer surplus, consider δ, S_i, S'_i and S_j as defined in the proof of Proposition 8. Equilibrium consumer surplus for δ, S_i, S_j is given by

$$CS_{mm}^{nc} \approx 0.25818.$$

An increase from S_j to S'_j results in an equilibrium consumer surplus of

$$CS_{mh}^{nc} \approx 0.25600. \quad \square$$

Proof of Proposition 16. We will show that for given aggregate stock $S = S_1 + S_2$, an increase in $|S_1 - S_2|$ leads to a weakly lower equilibrium consumer surplus under commitment and non-commitment.

Commitment:

Except for regions X_{im}^c and X_{mh}^c , Proposition 3 implies a weak decrease in sales in both periods when $|S_1 - S_2|$ increases and therefore a weak decrease in consumer surplus.

Consider some (S_1, S_2, δ) in region X_{im}^c or X_{mh}^c . Assume without loss of generality that $S_2 \geq S_1$, so $|S_1 - S_2|$ increases if S_1 decreases. Then (S_1, S_2, δ) belongs to region X_{im}^c . Consumer surplus is given by

$$\frac{1}{2} \left(\frac{1-\delta + S_1 + 2\delta S}{2 + 2\delta} \right)^2 - \frac{1}{2} \delta \left(\frac{2S - S_1 - 1 + \delta}{2 + 2\delta} \right)^2.$$

The derivative of the above expression with respect to S_1 is

$$\frac{1-\delta + S_1 + 2\delta S}{(2 + 2\delta)^2} + \delta \frac{2S - S_1 - 1 + \delta}{(2 + 2\delta)^2},$$

which is easily shown to be non-negative.

Non-commitment:

First note that, following Proposition 10, this proposition holds for $|S_1 - S_2|$ as long as $(S_1, S_2, \delta) \notin X_{mh}^{nc} \cup X_{im}^{nc} \cup X_{m'h}^{nc} \cup X_{h'm}^{nc}$. Next, suppose without loss of generality that $S_2 \geq S_1$. Thus, $|S_1 - S_2|$ increases if S_1 decreases. Proposition 9 implies a weak decrease in sales in both periods when $|S_1 - S_2|$ increases and therefore a weak decrease in consumer surplus for regions X_{mh}^{nc} and $X_{m'h}^{nc}$. The remaining cases to check are those where a decrease in S_1 changes the equilibrium outcome from a point in X_{mm}^{nc} to a point in X_{mh}^{nc} or from X_{mm}^{nc} to $X_{m'h}^{nc}$.

Let $c = S_1 + S_2$, where c is a constant. Consumer surplus in region X_{mh}^{nc} and region $X_{m'h}^{nc}$ is

$$CS_{mh}^{nc} = \frac{1}{2} \left(\frac{4 + \delta + 2\delta S_1}{6 + 4\delta} \right)^2 + \frac{1}{2} \delta \left(\frac{3S_1 + 2 + 3\delta}{6 + 4\delta} \right)^2,$$

$$CS_{m'h}^{nc} = \frac{1}{2} \left(\frac{1}{2} S_1 + \frac{1}{3} \right)^2 + \frac{2}{9} \delta,$$

and in region X_{mm}^{nc}

$$CS_{mm}^{nc} = \frac{1}{2} \left(\frac{2 - 2\delta + 3\delta c}{3 + 3\delta} \right)^2 + \frac{1}{2} \delta \left(\frac{3c - 2 + 2\delta}{3 + 3\delta} \right)^2.$$

As mentioned, consumer surplus in regions X_{mh}^{nc} and $X_{m'h}^{nc}$ increases with S_1 , for fixed c . In region X_{mm}^{nc} , consumer surplus doesn't change if S_1 changes, for fixed c . This implies that, if $CS_{mh}^{nc} \leq CS_{mm}^{nc}$ for any $(S_1, S_2, \delta) \in \{(S_1, S_2, \delta) | S_2 = \beta_5, \frac{1}{3}(1-\delta) \leq S_1 \leq \frac{2}{3} - \frac{1}{9}\delta\}$, consumer surplus decreases when an increase in S_1 changes the equilibrium outcome from region X_{mh}^{nc} to X_{mm}^{nc} . Indeed, calculations show that $CS_{mh}^{nc} \leq CS_{mm}^{nc}$ for these values of (S_1, S_2, δ) . Also, it implies that when $CS_{m'h}^{nc} \leq CS_{mm}^{nc}$ for any $(S_1, S_2, \delta) \in \{(S_1, S_2, \delta) | S_2 = \beta_7, \frac{2}{3} - \frac{1}{9}\delta < S_1 \leq \frac{2}{3}\}$, consumer surplus decreases when an increase in S_1 changes the equilibrium outcome from region $X_{m'h}^{nc}$ to X_{mm}^{nc} . \square

Proof of Proposition 17. Assume without loss of generality that $S_2 \geq S_1$. Whenever there is a change in consumer surplus between settings, (S_1, S_2, δ) belongs to region X_{mh}^c , and to Region X_{mh}^{nc} or $X_{m'h}^{nc}$. Consumer surplus in regions X_{mh}^c , X_{mh}^{nc} and $X_{m'h}^{nc}$ is respectively

$$CS_{mh}^c = \left(\frac{4 + 2\delta + 3\delta S_1}{6 + 6\delta} \right)^2 + \delta \left(\frac{3S_1 + 2 + 4\delta}{6 + 6\delta} \right)^2,$$

$$CS_{mh}^{nc} = \left(\frac{4 + \delta + 2\delta S_1}{6 + 4\delta} \right)^2 + \delta \left(\frac{3S_1 + 2 + 3\delta}{6 + 4\delta} \right)^2,$$

$$CS_{m'h}^{nc} = \left(\frac{1}{2} S_1 + \frac{1}{3} \right)^2 + \frac{4}{9} \delta.$$

For region X_{mh}^{nc} and $X_{m'h}^{nc}$, it holds respectively that $\frac{1}{3}(1-\delta) \leq S_1 \leq \frac{2}{3} - \frac{1}{9}\delta$ and $\frac{2}{3} - \frac{1}{9}\delta < S_1 \leq \frac{2}{3}$. Now,

$$CS_{mh}^c \geq CS_{mh}^{nc} \text{ for } S_1 \in \left[\frac{1}{3}(1-\delta), \frac{24-7\delta-17\delta^2}{3\delta} \right]$$

and

$$CS_{mh}^c \geq CS_{m'h}^{nc} \text{ for } S_1 \in \left[-2 + \frac{8}{3}\delta, \frac{2}{3} \right].$$

It holds that

$$\frac{24-7\delta-17\delta^2}{3\delta} \geq \frac{2}{3} - \frac{1}{9}\delta$$

if and only if $\delta \leq \frac{24}{25}$ and

$$-2 + \frac{8}{3}\delta \leq \frac{2}{3} - \frac{1}{9}\delta$$

if and only if $\delta \leq \frac{24}{25}$. Thus, for $\delta \leq \frac{24}{25}$, consumers prefer commitment to non-commitment. \square

Proof of Proposition 18. Assume without loss of generality that $S_2 \geq S_1$. Whenever there is a change in total surplus between the commitment and the non-commitment setting, (S_1, S_2, δ) belongs to region X_{mh}^c , and to region X_{mh}^{nc} or $X_{m'h}^{nc}$. Total surplus in regions X_{mh}^c , X_{mh}^{nc} and $X_{m'h}^{nc}$ is respectively given by

$$TS_{mh}^c = \left(\frac{4+2\delta+3\delta S_1}{6+6\delta} \right) \left(1 - \frac{1}{2} \left(\frac{4+2\delta+3\delta S_1}{6+6\delta} \right) \right) + \delta \left(\frac{3S_1+2+4\delta}{6+6\delta} \right) \left(1 - \frac{1}{2} \left(\frac{3S_1+2+4\delta}{6+6\delta} \right) \right),$$

$$TS_{mh}^{nc} = \left(\frac{4+\delta+2\delta S_1}{6+4\delta} \right) \left(1 - \frac{1}{2} \left(\frac{4+\delta+2\delta S_1}{6+4\delta} \right) \right) + \delta \left(\frac{3S_1+2+3\delta}{6+4\delta} \right) \left(1 - \frac{1}{2} \left(\frac{3S_1+2+3\delta}{6+4\delta} \right) \right),$$

$$TS_{m'h}^{nc} = \left(\frac{1}{2} S_1 + \frac{1}{3} \right) \left(1 - \frac{1}{2} \left(\frac{1}{2} S_1 + \frac{1}{3} \right) \right) + \delta \left(\frac{2}{3} \right) \left(1 - \frac{1}{3} \right).$$

For region X_{mh}^{nc} and region $X_{m'h}^{nc}$, it holds respectively that $\frac{1}{3}(1-\delta) \leq S_1 \leq \frac{2}{3} - \frac{1}{9}\delta$ and $\frac{2}{3} - \frac{1}{9}\delta < S_1 \leq \frac{2}{3}$. Now,

$$TS_{mh}^{nc} \geq TS_{mh}^c \text{ if and only if } S_1 \in \left[\frac{-12 + 5\delta + 7\delta^2}{3\delta}, \frac{1}{3}(1-\delta) \right]$$

and

$$TS_{m'h}^{nc} \geq TS_{mh}^c \text{ if and only if } S_1 \in \left[\frac{2}{3}, 2 - \frac{4}{3}\delta \right].$$

Hence, for $S_1 \in \left[\frac{1}{3}(1-\delta), \frac{2}{3} \right]$, total surplus is highest in the commitment setting. \square

Appendix B. Reduced best response correspondence

We derive the reduced best response correspondence of firm i for the non-commitment case. To keep the appendix within reasonable length, we have omitted the derivation of second-order conditions. In accordance with Lemma 4, we can restrict our analysis to best responses against $q_j \leq \frac{1}{2}$. We distinguish three cases:

- (A) $q_j < S_j - \frac{1}{2}$,
- (B) $S_j - \frac{1}{2} \leq q_j < S_j - \frac{1}{3}$,
- (C) $S_j - \frac{1}{3} \leq q_j \leq S_j$.

These three cases correspond to the three cases of residual stock $T_j = S_j - q_j$ of firm j with qualitatively different second-period behavior of firm j .

- (A) $q_j < S_j - \frac{1}{2}$

Using the reduced profit function (2), for $0 \leq q_i < S_i - \frac{1}{3}$, profit is given by (Y_{hh}) , and for $S_i - \frac{1}{3} \leq q_i \leq S_i$, profit is given by (Y_{lh}) . Taking the unrestricted first-order condition of the profit function in (Y_{hh}) and (Y_{lh}) and solving for q_i results in q_i^{hh} and q_i^{lh} given by

$$q_i^{hh} = \frac{1}{2} - \frac{1}{2}q_j,$$

$$q_i^{lh} = \frac{1 - q_j - \frac{1}{2}\delta + \delta S_i}{2 + \delta}.$$

It holds that $q_i^{hh} \in [0, S_i - \frac{1}{3})$ if and only if $\frac{5}{6} - \frac{1}{2}q_j < S_i$. Similarly, it holds that $q_i^{lh} \in [S_i - \frac{1}{3}, S_i]$ if and only if $\frac{1}{2} - \frac{1}{2}q_j - \frac{1}{4}\delta \leq S_i \leq \frac{5}{6} - \frac{1}{12}\delta - \frac{1}{2}q_j$. We therefore find that the reduced best response q_i^* of player 1 to q_j is given by

$$q_i^* = \begin{cases} S_i, & \text{if } 0 \leq S_i < \frac{1}{2} - \frac{1}{2}q_j - \frac{1}{4}\delta, \\ \frac{1 - q_j - \frac{1}{2}\delta + \delta S_i}{2 + \delta}, & \text{if } \frac{1}{2} - \frac{1}{2}q_j - \frac{1}{4}\delta \leq S_i \leq \frac{5}{6} - \frac{1}{12}\delta - \frac{1}{2}q_j, \\ S_i - \frac{1}{3}, & \text{if } \frac{5}{6} - \frac{1}{12}\delta - \frac{1}{2}q_j < S_i \leq \frac{5}{6} - \frac{1}{2}q_j, \\ \frac{1}{2} - \frac{1}{2}q_j, & \text{if } \frac{5}{6} - \frac{1}{2}q_j < S_i. \end{cases}$$

- (B) $S_j - \frac{1}{2} \leq q_j < S_j - \frac{1}{3}$

It follows from the reduced profit function (2) that, for $0 \leq q_i < S_i - \frac{1}{3}$, profit is given by (Y_{hh}) , for $S_i - \frac{1}{3} \leq q_i < 2T_j - 1 + S_i$, profit is given by (Y_{lh}) , and for $2T_j - 1 + S_i \leq q_i \leq S_i$, profit is given by (Y_{ll}) . Taking the unrestricted first-order condition of the reduced profit function in (Y_{hh}) , (Y_{lh}) and (Y_{ll}) and solving for q_i results in q_i^{hh} , q_i^{lh} , and q_i^{ll} given by

$$q_i^{hh} = \frac{1}{2} - \frac{1}{2}q_j,$$

$$q_i^{lh} = \frac{1 - q_j - \frac{1}{2}\delta + \delta S_i}{2 + \delta},$$

$$q_i^{ll} = \frac{1 - q_j + 2\delta S_i - \delta + \delta T_j}{2 + 2\delta}.$$

It holds that $q_i^{hh} \in [0, S_i - \frac{1}{3})$ if and only if $\frac{5}{6} - \frac{1}{2}q_j < S_i$. Similarly, it holds that $q_i^{lh} \in [\max\{0, S_i - \frac{1}{3}\}, 2T_j - 1 + S_i)$ if and only if $S_i^{lh} < S_i \leq \bar{S}_i^{lh}$, where

$$S_i^{lh} = \frac{3}{2} + \frac{1}{4}\delta - \frac{1}{2}q_j - (2 + \delta)T_j,$$

$$\bar{S}_i^{lh} = \frac{5}{6} - \frac{1}{12}\delta - \frac{1}{2}q_j.$$

The requirement $q_i^{lh} \geq 0$ is not binding, since $q_j \leq \frac{1}{2}$ implies q_i^{lh} is positive. It holds that $q_i^{ll} \in [\max\{0, 2T_j - 1 + S_i\}, S_i]$ if and only if $\max\{S_i^{lla}, S_i^{llb}\} \leq S_i \leq \bar{S}_i^{ll}$, where

$$\begin{aligned} S_i^{lla} &= \frac{1}{2\delta} (q_j - 1 + \delta - \delta T_j), \\ S_i^{llb} &= \frac{1}{2} (1 - \delta - q_j + \delta T_j), \\ \bar{S}_i^{ll} &= \frac{3}{2} + \frac{1}{2}\delta - \frac{1}{2}q_j - \left(2 + \frac{3}{2}\delta\right)T_j. \end{aligned}$$

Since $S_j - q_j \geq 1/3$, it holds that $\max\{S_i^{lh}, \bar{S}_i^{ll}\} \leq 5/6 - q_j/2$. The intervals $[S_i^{lh}, \bar{S}_i^{lh}]$ and $[\max\{S_i^{lla}, S_i^{llb}\}, \bar{S}_i^{ll}]$ are overlapping. In particular, since $q_j \leq 1/2$, $T_j = S_j - q_j \leq 1/2$, and $\delta \leq 1$, it holds that $\max\{S_i^{lla}, S_i^{llb}\} \leq S_i^{lh} \leq \bar{S}_i^{ll}$.

The reduced profit function of firm i has two local maxima if $S_i^{lh} \leq S_i \leq \min\{\bar{S}_i^{ll}, \bar{S}_i^{lh}\}$. Since $\bar{S}_i^{lh} \leq \bar{S}_i^{ll}$ if and only if $q_j \geq S_j - \frac{8 + 7\delta}{24 + 18\delta}$, the profit function has two local maxima if

$$S_j - \frac{1}{2} \leq q_j \leq S_j - \frac{8 + 7\delta}{24 + 18\delta} \quad \text{and} \quad S_i^{lh} \leq S_i \leq \bar{S}_i^{ll}$$

or

$$S_j - \frac{8 + 7\delta}{24 + 18\delta} \leq q_j \leq S_j - \frac{1}{3} \quad \text{and} \quad S_i^{lh} \leq S_i \leq \bar{S}_i^{lh}.$$

To find the global maximum, we compare the profits in both local maxima. The profits corresponding to q_i^{lh} and q_i^{ll} are respectively

$$\begin{aligned} \Pi_i^{lh} &= \frac{4 + 4q_j^2 - 4\delta + 16\delta S_i + 8\delta S_i^2 + \delta^2 - 8q_j + 4\delta q_j - 8S_i\delta q_j}{16 + 8\delta}, \\ \Pi_i^{ll} &= \frac{1 - 2\delta + \delta^2 - 2q_j + 2\delta^2 q_j + q_j^2 + 2\delta q_j^2 + \delta^2 q_j^2 + 8\delta S_i - 4\delta S_i^2 + 2\delta S_j - 2\delta^2 S_j - 2\delta q_j S_j - 2\delta^2 q_j S_j - 4\delta S_i S_j + \delta^2 S_j^2}{4 + 4\delta}. \end{aligned}$$

It holds that $\Pi_i^{lh} \geq \Pi_i^{ll}$ if and only if $S_i \geq \tilde{S}_i$, where

$$\tilde{S}_i = 1 - \frac{1}{2}q_j - \left(1 + \frac{1}{2}\delta\right)T_j + \left(\frac{1}{2} - T_j\right)\sqrt{(1 + \delta)\left(1 + \frac{1}{2}\delta\right)}.$$

Since $\tilde{S}_i > S_i^{lh}$ whenever $q_j \geq S_j - \frac{1}{2}$, q_i^{lh} maximizes profits for $\tilde{S}_i \leq S_i \leq \bar{S}_i^{lh}$.

Since $\max\{S_i^{lla}, S_i^{llb}\} \leq \tilde{S}_i \leq \bar{S}_i^{ll}$, q_i^{ll} maximizes profits for $\max\{S_i^{lla}, S_i^{llb}\} \leq S_i \leq \tilde{S}_i$.

When $\max\{S_i^{ll}(q_j), \bar{S}_i^{lh}(q_j)\} < S_i \leq \frac{5}{6} - \frac{1}{2}q_j$ we have a boundary solution, and profit maximizing sales are given by $q_i^* = S_i - \frac{1}{3}$.

One possibility remains: $\max\{S_i^{lh}, \tilde{S}_i\} < S_i \leq \bar{S}_i^{ll}$. In this case, the profit maximizing choice is either q_i^{ll} or q_i^* . We argue that q_i^{ll} maximizes profits, so for $\bar{S}_i^{lh} \leq S_i \leq \bar{S}_i^{ll}$, the best response of firm i is q_i^{ll} .

It holds that

$$\Pi_i^{ll} \geq \Pi_i^* = \left(S_i - \frac{1}{3}\right)\left(\frac{4}{3} - S_i - q_j\right) + \frac{1}{9}\delta$$

if and only if

$$S_i \in \left[\frac{5}{6} - \frac{1}{6}\delta - \frac{1}{2}q_j + \frac{1}{2}\delta T_j \pm \frac{1}{3}\sqrt{\delta(1 + \delta)(3T_j - 1)}\right].$$

Since

$$[\bar{S}_i^{lh}, \bar{S}_i^{ll}] \subset \left[\frac{5}{6} - \frac{1}{6}\delta - \frac{1}{2}q_j + \frac{1}{2}\delta T_j \pm \frac{1}{3}\sqrt{\delta(1 + \delta)(3T_j - 1)}\right]$$

for

$$q_j < S_j - \frac{4 + 5\delta - 4\sqrt{(1 + \delta)\left(1 + \frac{1}{2}\delta\right)}}{6\delta},$$

we have our desired conclusion.

Summarizing, the reduced best response q_i^* of player i against q_j for $S_j - \frac{1}{2} \leq q_j < S_j - \frac{1}{3}$ is given by

$$q_i^* = \begin{cases} 0, & \text{if } 0 \leq S_i < \underline{S}_i^{\text{la}}, \\ S_i, & \text{if } 0 \leq S_i < \underline{S}_i^{\text{lb}}, \\ \frac{(1 - q_j + 2\delta S_i - \delta + \delta T_j)}{2 + 2\delta}, & \text{if } \max\{\underline{S}_i^{\text{la}}, \underline{S}_i^{\text{lb}}\} \leq S_i \leq \tilde{S}_i, \\ \frac{1 - q_j - \frac{1}{2}\delta + \delta S_i}{2 + \delta}, & \text{if } \tilde{S}_i \leq S_i \leq \bar{S}_i^{\text{lh}}, \\ \frac{(1 - q_j + 2\delta S_i - \delta + \delta T_j)}{2 + 2\delta}, & \text{if } \max\{\tilde{S}_i, \bar{S}_i^{\text{lh}}\} < S_i \leq \bar{S}_i^{\text{ll}}, \\ S_i - \frac{1}{3}, & \text{if } \max\{\bar{S}_i^{\text{lh}}, \bar{S}_i^{\text{ll}}\} < S_i \leq \frac{5}{6} - \frac{1}{2}q_j, \\ \frac{1}{2} - \frac{1}{2}q_j, & \text{if } \frac{5}{6} - \frac{1}{2}q_j < S_i, \end{cases}$$

where

$$\begin{aligned} \tilde{S}_i &= 1 - \frac{1}{2}q_j - \left(1 + \frac{1}{2}\delta\right)T_j + \left(\frac{1}{2} - T_j\right)\sqrt{(1 + \delta)\left(1 + \frac{1}{2}\delta\right)}, \\ \underline{S}_i^{\text{lh}} &= \frac{3}{2} + \frac{1}{4}\delta - \frac{1}{2}q_j - (2 + \delta)T_j, \\ \bar{S}_i^{\text{lh}} &= \frac{5}{6} - \frac{1}{12}\delta - \frac{1}{2}q_j, \\ \underline{S}_i^{\text{la}} &= \frac{1}{2\delta}(q_j - 1 + \delta - \delta T_j), \\ \underline{S}_i^{\text{lb}} &= \frac{1}{2}(1 - \delta - q_j + \delta T_j), \\ \bar{S}_i^{\text{ll}} &= \frac{3}{2} + \frac{1}{2}\delta - \frac{1}{2}q_j - \left(2 + \frac{3}{2}\delta\right)T_j. \end{aligned}$$

(C) $S_j - \frac{1}{3} \leq q_j \leq S_j$

It follows from the reduced profit function (2) that, for $0 \leq q_i < S_i - \frac{1}{2} + \frac{1}{2}T_j$, profit is given by (Y_{hl}) , and for $S_i - \frac{1}{2} + \frac{1}{2}T_j \leq q_i \leq S_i$, profit is given by (Y_{ll}) . Taking the unrestricted first-order condition of the profit function in (Y_{hl}) and (Y_{ll}) and solving for q_i results in q_i^{hl} and q_i^{ll} given by

$$\begin{aligned} q_i^{\text{hl}} &= \frac{1}{2} - \frac{1}{2}q_j, \\ q_i^{\text{ll}} &= \frac{1 - q_j + 2\delta S_i - \delta + \delta T_j}{2 + 2\delta}. \end{aligned}$$

It holds that $q_i^{\text{hl}} \in \left[0, S_i - \frac{1}{2} + \frac{1}{2}T_j\right)$ if and only if $1 - \frac{1}{2}S_j < S_i$. Similarly, it holds that $q_i^{\text{ll}} \in \left[S_i - \frac{1}{2} + \frac{1}{2}T_j, S_i\right]$ if and only if $\max\left\{\frac{1}{2}(1 - \delta - q_j + \delta T_j), \frac{1}{2\delta}(-1 + \delta + q_j - \delta T_j)\right\} \leq S_i \leq 1 - \frac{1}{2}S_j$. We therefore find that the reduced best response q_i^* of player 1 to q_j is given by

$$q_i^* = \begin{cases} S_i, & \text{if } 0 \leq S_i < \frac{1}{2}(1 - \delta - q_j + \delta T_j), \\ 0, & \text{if } 0 \leq S_i < \frac{1}{2\delta}(-1 + \delta + q_j - \delta T_j), \\ \frac{1 - q_j + 2\delta S_i - \delta + \delta T_j}{2 + 2\delta}, & \text{if } \max\left\{\frac{1}{2}(1 - \delta - q_j + \delta T_j), \frac{1}{2\delta}(-1 + \delta + q_j - \delta T_j)\right\} \\ & \leq S_i \leq 1 - \frac{1}{2}S_j, \\ \frac{1}{2} - \frac{1}{2}q_j, & \text{if } 1 - \frac{1}{2}S_j < S_i. \end{cases}$$

Table 4 now follows immediately.

Table 4
Reduced best response correspondence $\alpha_i^{R^*}(q_j)$ for $0 \leq q_j \leq \frac{1}{2}$.

A_j	$\left(q_j < S_j - \frac{1}{2}\right)$	q_i^*	r_i^*
1)	$0 \leq q_j < \alpha_1$	S_i	0
2)	$\alpha_1 \leq q_j \leq \alpha_2$	$\frac{1 - q_j - \frac{1}{2}\delta + \delta S_i}{2 + \delta}$	$\frac{2S_i - 1 + q_j + \frac{1}{2}\delta}{2 + \delta}$
3)	$\alpha_2 < q_j \leq \alpha_3$	$S_i - \frac{1}{3}$	$\frac{1}{3}$
4)	$q_j > \alpha_3$	$\frac{1}{2} - \frac{1}{2}q_j$	$\frac{1}{3}$
B_j	$\left(S_j - \frac{1}{2} \leq q_j < S_j - \frac{1}{3}\right)$	q_i^*	r_i^*
1)	$0 \leq q_j < \alpha_4$	S_i	0
2)	$q_j > \alpha_5$	0	S_i
3)	$\max\{\alpha_4, \alpha_6\} \leq q_j \leq \alpha_5$	$\frac{1 - q_j + 2\delta S_i - \delta + \delta T_j}{2 + 2\delta}$	$\frac{2S_i - 1 + q_j + \delta - \delta T_j}{2 + 2\delta}$
4)	$q_j \leq \alpha_6, q_j \leq \alpha_2$	$\frac{1 - q_j - \frac{1}{2}\delta + \delta S_i}{2 + \delta}$	$\frac{2S_i - 1 + q_j + \frac{1}{2}\delta}{2 + \delta}$
5)	$\alpha_2 < q_j < \alpha_6, q_j \geq \alpha_7$	$\frac{1 - q_j + 2\delta S_i - \delta + \delta T_j}{2 + 2\delta}$	$\frac{2S_i - 1 + q_j + \delta - \delta T_j}{2 + 2\delta}$
6)	$\alpha_2 < q_j \leq \alpha_3, q_j < \alpha_7$	$S_i - \frac{1}{3}$	$\frac{1}{3}$
7)	$q_j > \alpha_3$	$\frac{1}{2} - \frac{1}{2}q_j$	$\frac{1}{3}$
C_j	$\left(q_j \geq S_j - \frac{1}{3}\right)$	q_i^*	r_i^*
1)	$0 \leq q_j < \alpha_4$	S_i	0
2)	$q_j > \alpha_5$	0	S_i
3)	$\alpha_4 \leq q_j \leq \alpha_5, S_i \leq \alpha_8$	$\frac{1 - q_j + 2\delta S_i - \delta + \delta T_j}{2 + 2\delta}$	$\frac{2S_i - 1 + q_j + \delta - \delta T_j}{2 + 2\delta}$
4)	$S_i > \alpha_8$	$\frac{1}{2} - \frac{1}{2}q_j$	$\frac{1}{2} - \frac{1}{2}S_j + \frac{1}{2}q_j$
Explanation of the symbols			
α_1	$1 - \frac{1}{2}\delta - 2S_i$		
α_2	$\frac{5}{3} - \frac{1}{6}\delta - 2S_i$		
α_3	$\frac{5}{3} - 2S_i$		
α_4	$\frac{1 - \delta + \delta S_j - 2S_i}{1 + \delta}$		
α_5	$\frac{1 - \delta + \delta S_j + 2\delta S_i}{1 + \delta}$		
α_6	$\frac{2S_i - 2 + 2S_j + \delta S_j - (1 - 2S_j)\sqrt{(1 + \delta)\left(1 + \frac{1}{2}\delta\right)}}{1 + \delta + 2\sqrt{(1 + \delta)\left(1 + \frac{1}{2}\delta\right)}}$		
α_7	$\frac{2S_i - 3 - \delta + 4S_j + 3\delta S_j}{3 + 3\delta}$		
α_8	$1 - \frac{1}{2}S_j$		

Appendix C. Subgame perfect equilibria

We define the sets $A_j(1), \dots, A_j(4), B_j(1), \dots, B_j(7), C_j(1), \dots, C_j(4)$ as the sets of quantities q_j satisfying the constraints presented in Table 4. Notice that each of these sets is a subset of $[0, 1/2]$. Moreover, we define $A_j(k_1, \dots, k_\ell) = A_j(k_1) \cup \dots \cup A_j(k_\ell)$ and similarly for sets $B_j(k_1, \dots, k_\ell)$ and $C_j(k_1, \dots, k_\ell)$. In the proofs, we make use of Table 4. That table presents the reduced best response of firm i to a first-period sales quantity of firm j with the use of coefficients $\alpha_1, \dots, \alpha_8$. In the following, we will need the reduced best response of firm j to a first-period sales quantity of firm i , which follows from Table 4 by reversing the roles of firm i and j . The corresponding coefficients are denoted by β_1, \dots, β_8 .

Proposition C.1. If (q_i^*, q_j^*) is a Nash equilibrium of the reduced game and $q_j^* \in A_j(1, 2, 3) \cup B_j(1, 2, 3, 4, 5, 6) \cup C_j(1)$, then $S_i - q_i^* \leq \frac{1}{3}$, so $q_i^* \in C_i(1, 2, 3, 4)$.

Proof. For $q_j^* \in A_j(1, 3) \cup B_j(1, 6) \cup C_j(1)$ it follows immediately from Table 4 that $S_i - q_i^* \leq \frac{1}{3}$. For $q_j^* \in A_j(2) \cup B_j(4)$,

$$S_i - q_i^* = \frac{2S_i - 1 + q_j^* + \frac{1}{2}\delta}{2 + \delta} \leq \frac{2}{3} + \frac{1}{3}\delta = \frac{1}{3},$$

where the inequality follows from $q_j^* \leq \alpha_2$. For $q_j^* \in B_j(2)$,

$$S_i - q_i^* < \frac{3}{4} - \frac{1}{4\delta} - \frac{1}{2}S_j < \frac{1}{3},$$

where the first inequality follows from $\alpha_5 < q_j^* \leq \frac{1}{2}$ and the second one from $\delta \leq 1$ and $S_j > q_j^* + \frac{1}{3} \geq \frac{1}{3}$. For $q_j^* \in B_j(3)$,

$$S_i - q_i^* = \frac{2S_i - 1 + q_j^* + \delta - \delta T_j}{2(1 + \delta)} \leq \frac{\left(1 + \delta + \sqrt{(1 + \delta)\left(1 + \frac{1}{2}\delta\right)}\right)(1 - 2T_j)}{2(1 + \delta)} \leq \frac{1 + \delta + \sqrt{(1 + \delta)\left(1 + \frac{1}{2}\delta\right)}}{6(1 + \delta)} \leq \frac{1}{3},$$

where the first inequality follows from $q_j^* \geq \alpha_6$ (i.e. $S_i \leq S_i^c$), the second from $\frac{1}{3} < T_j \leq \frac{1}{2}$ and the third one from $\delta \in (0, 1]$. For $q_j^* \in B_j(5)$,

$$S_i - q_i^* = \frac{2S_i - 1 + q_j^* + \delta - \delta T_j}{2(1 + \delta)} \leq 1 - 2T_j \leq \frac{1}{3},$$

where the first inequality follows from $q_j^* \leq \alpha_7$, i.e. $S_i \leq \bar{S}_i^{\text{II}}$ and the second one from $\frac{1}{3} < T_j \leq \frac{1}{2}$. \square

Proposition C.2. If (q_i^*, q_j^*) is a Nash equilibrium of the reduced game and $q_j^* \in A_j(4) \cup B_j(7) \cup C_j(4)$, then $S_i - q_i^* > \frac{1}{3}$, so $q_i^* \in A_i(1, 2, 3, 4) \cup B_i(1, 2, 3, 4, 5, 6, 7)$.

Proof. If $q_j^* \in A_j(4) \cup B_j(7)$, then since $q_j^* > \alpha_3$, we have $S_i > \frac{5}{6} - \frac{1}{2}q_j^*$, and $q_i^* = \frac{1}{2} - \frac{1}{2}q_j^*$. Therefore, $S_i - q_i^* > \frac{1}{3}$. If $q_j^* \in C_j(4)$, then $S_j - q_j^* \leq \frac{1}{3}$, $S_i > 1 - \frac{1}{2}S_j$, and $q_i^* = \frac{1}{2} - \frac{1}{2}q_j^*$. This implies $S_i - q_i^* > \frac{1}{3}$. \square

We continue by solving for all Nash equilibria (q_i^*, q_j^*) of the reduced game where $q_j^* \in A_j(1)$. Next, we consider Nash equilibria (q_i^*, q_j^*) with $q_j^* \in A_j(2)$. We restrict attention to the case with $q_i^* \notin A_i(1)$, since using the symmetry of the firms such equilibria follow already from the first case. We continue with $q_j^* \in A_j(3)$, and so on.

$q_j^* \in A_j(1)$

It holds that

$$q_j^* < S_j - \frac{1}{2}, \tag{3}$$

$$q_j^* < 1 - \frac{1}{2}\delta - 2S_i, \tag{4}$$

$$q_i^* = \alpha_i^R(q_j^*) = S_i. \tag{5}$$

By Proposition C.1, $q_i^* \in C_i(1, 2, 3, 4)$. This gives the following possibilities:

$$q_i^* \in C_i(1) : q_j^* = S_j,$$

$$q_i^* \in C_i(2) : q_j^* = 0,$$

$$q_i^* \in C_i(3) : q_j^* = \frac{1 - S_i + 2\delta S_j - \delta}{2 + 2\delta}, \tag{6}$$

$$q_i^* \in C_i(4) : q_j^* = \frac{1}{2} - \frac{1}{2} S_i. \tag{7}$$

If $q_i^* \in C_i(2)$, then $q_i^* > \beta_5$ implies $S_j < \frac{1}{2} - \frac{1}{2\delta} + \frac{1}{2\delta} S_i < \frac{1}{2}$ by (5) and Lemma 4, so (3) leads to a contradiction.

Next, (3) and (6) imply $S_j > 1 - \frac{1}{2} S_i$, whereas $q_i^* \in C_i(3)$ implies $q_i^* \leq \beta_8$, so $S_j \leq 1 - \frac{1}{2} S_i$, a contradiction.

When $q_i^* \in C_i(4)$, then $q_i^* \geq S_i - \frac{1}{3}$ and $S_j > \beta_8$. These inequalities together with the inequalities (3) and (4) lead to the conclusion that (q_j^*, q_i^*) is a Nash equilibrium with $q_j^* \in A_j(1)$ if and only if $q_j^* = \frac{1}{2} - \frac{1}{2} S_i, q_i^* = S_i, S_j > 1 - \frac{1}{2} S_i$, and $S_i < \frac{1}{3} - \frac{1}{3} \delta$.

$$q_j^* \in A_j(2)$$

It holds that

$$q_j^* < S_j - \frac{1}{2}, \tag{8}$$

$$1 - \frac{1}{2} \delta - 2S_i \leq q_j^* \leq \frac{5}{3} - \frac{1}{6} \delta - 2S_i, \tag{9}$$

$$q_i^* = \sigma_i^R(q_j^*) = \frac{1 - q_j^* - \frac{1}{2} \delta + \delta S_i}{2 + \delta} \leq \frac{1}{2}.$$

By Proposition C.1, $q_i^* \in C_i(2, 3, 4)$.⁶ This gives the following possibilities:

$$q_i^* \in C_i(2) : q_i^* = \frac{1 - \frac{1}{2} \delta + \delta S_i}{2 + \delta}, q_j^* = 0, \tag{10}$$

$$q_i^* \in C_i(3) : q_i^* = \frac{1 + 2\delta - \delta^2 + \delta S_i + 2\delta^2 S_i - 2\delta S_j}{3 + 5\delta + 2\delta^2}, \tag{11}$$

$$q_j^* = \frac{2 - 3\delta - \delta^2 + 8\delta S_j + 4\delta^2 S_j + 2\delta S_i}{6 + 10\delta + 4\delta^2},$$

$$q_i^* \in C_i(4) : q_i^* = \frac{1 - \delta + 2\delta S_i}{3 + 2\delta}, q_j^* = \frac{2 + 3\delta - 2\delta S_i}{6 + 4\delta}. \tag{12}$$

Consider $q_i^* \in C_i(2)$. Then $q_i^* > \beta_5$, so $S_j < \frac{-2 + 3\delta + \delta^2 - 2\delta S_i}{8\delta + 4\delta^2} < \frac{1}{2}$ and (8) leads to a contradiction.

Consider $q_i^* \in C_i(3)$. It holds that

$$\frac{5 + 2\delta + \delta^2 + 2\delta S_i}{6 + 2\delta} < S_j \leq 1 - \frac{1}{2} S_i, \tag{13}$$

where the first inequality follows from (8) and (11), and the second inequality from $S_j \leq \beta_8$. By rewriting the expression in (13), it follows that $S_i < \frac{1}{3} - \frac{1}{3} \delta$.

However, this is contradicted by

$$S_i \geq \frac{1 + 2\delta - \delta^2 - 2\delta S_j}{3 + 4\delta} \geq \frac{1}{3} - \frac{1}{3} \delta,$$

where the first inequality follows from (9) and (11), and the second inequality from $S_j \leq \beta_8$.

⁶ Note that, by Proposition C.1, $q_i^* \notin C_i(1)$. By Proposition C.1, if $q_i^* \in C_i(1)$, then $q_j^* \in C_j(1, 2, 3, 4)$.

Consider $q_i^* \in C_i(4)$. It is implied by (9) and (12) that

$$\frac{1}{3} (1 - \delta) \leq S_i \leq \frac{1}{3} \left(2 - \frac{1}{3} \delta \right).$$

From (8) and (12) it follows that $S_j > \frac{5 + 5\delta - 2\delta S_i}{6 + 4\delta}$. In conclusion, (q_j^*, q_i^*) is a Nash equilibrium with $q_j^* \in A_j(2)$ if and only if $q_j^* = \frac{2 + 3\delta - 2\delta S_i}{6 + 4\delta}, q_i^* = \frac{1 - \delta + 2\delta S_i}{3 + 2\delta}, \frac{1}{3} (1 - \delta) \leq S_i \leq \frac{1}{3} \left(2 - \frac{1}{3} \delta \right)$, and $S_j > \frac{5 + 5\delta - 2\delta S_i}{6 + 4\delta}$.

$$q_j^* \in A_j(3)$$

It holds that

$$q_j^* < S_j - \frac{1}{2}, \tag{14}$$

$$\frac{5}{3} - \frac{1}{6} \delta - 2S_i < q_j^* \leq \frac{5}{3} - 2S_i, \tag{15}$$

$$q_i^* = \sigma_i^R(q_j^*) = S_i - \frac{1}{3}.$$

By Proposition C.1, $q_i^* \in C_i(2, 3, 4)$. This gives the following possibilities:

$$q_i^* \in C_i(2) : q_j^* = 0,$$

$$q_i^* \in C_i(3) : q_j^* = \frac{\frac{4}{3} - \frac{2}{3} \delta + 2\delta S_j - S_i}{2 + 2\delta},$$

$$q_i^* \in C_i(4) : q_j^* = \frac{2}{3} - \frac{1}{2} S_i.$$

Consider $q_i^* \in C_i(2)$. Since $q_j^* = 0$, the second inequality in (15) implies $S_i \leq \frac{5}{6}$. We have that

$$\frac{1}{2} < S_j < \frac{S_i - \frac{4}{3} + \frac{2}{3} \delta}{2\delta}, \tag{16}$$

where the first inequality follows from (14) and the second from $q_i^* > \beta_5$. By rewriting the expression (16), we find that $S_j > \frac{4}{3} + \frac{1}{3} \delta$, contradicting $S_i \leq 5/6$.

Consider $q_i^* \in C_i(3)$. By (14), it should hold that

$$S_j > 1 + \frac{1}{6} \delta - \frac{1}{2} S_i,$$

which contradicts with $S_j \leq \beta_8$.

Consider $q_i^* \in C_i(4)$. It holds that

$$\frac{2}{3} - \frac{1}{9} \delta < S_i \leq \frac{2}{3},$$

where both inequalities follow from (15). From (14), it follows that

$$S_j > \frac{7}{6} - \frac{1}{2} S_i.$$

The other constraints are redundant. In conclusion, $q_j^* \in A_j(3)$ if and only if $q_i^* \in C_i(4), S_j > \frac{7}{6} - \frac{1}{2} S_i$ and $\frac{2}{3} - \frac{1}{9} \delta < S_i \leq \frac{2}{3}$.

$$q_j^* \in A_j(4)$$

It holds that

$$q_j^* < S_j - \frac{1}{2}, \tag{17}$$

$$q_j^* > \frac{5}{3} - 2S_i.$$

We have

$$q_i^* = \alpha_i^R(q_j^*) = \frac{1}{2} - \frac{1}{2}q_j \leq \frac{1}{2}.$$

By Propositions C.1 and C.2, $q_i^* \in A_i(4) \cup B_i(7)$.⁷ This gives the following possibilities:

$$q_i^* \in A_i(4) : q_i^* = q_j^* = \frac{1}{3},$$

$$q_i^* \in B_i(7) : q_i^* = q_j^* = \frac{1}{3}.$$

Consider $q_i^* \in A_i(4) \cup B_i(7)$. It follows from (17) that

$$S_j > \frac{5}{6}.$$

For $q_i^* \in A_i(4)$, it follows from $q_i^* < S_i - \frac{1}{2}$ that $S_i > \frac{5}{6}$. Next, if $q_i^* \in B_i(7)$, it follows from

$$S_i - \frac{1}{2} \leq q_i^* < S_j - \frac{1}{3}$$

that

$$\frac{2}{3} < S_i \leq \frac{5}{6}.$$

The other constraints are redundant. In conclusion, $q_j^* \in A_j(4)$ if and only if $q_i^* \in A_i(4) \cup B_i(7)$ and $S_j > \frac{5}{6}$, $S_i > \frac{2}{3}$.

$$q_i^* \in B_j(1)$$

It holds that

$$S_j - \frac{1}{2} \leq q_j^* < S_j - \frac{1}{3}, \tag{18}$$

$$q_j^* < \frac{1 - \delta + \delta S_j - 2S_i}{1 + \delta}. \tag{19}$$

We have

$$q_i^* = \alpha_i^R(q_j^*) = S_i \leq \frac{1}{2}.$$

By Proposition C.1, $q_i^* \in C_i(2, 3, 4)$. This gives the following possibilities:

$$q_i^* \in C_i(2) : q_j^* = 0,$$

$$q_i^* \in C_i(3) : q_j^* = \frac{1 - S_i + 2\delta S_j - \delta}{2 + 2\delta},$$

$$q_i^* \in C_i(4) : q_j^* = \frac{1}{2} - \frac{1}{2}S_i.$$

⁷ Note that Proposition C.1 excludes that $q_i^* \in A_i(1, 2, 3) \cup B_i(1, 2, 3, 4, 5, 6)$ and $q_j^* \in A_j(4)$.

For $q_i^* \in C_i(2)$, it can be found that

$$S_j < \frac{1}{2\delta}(S_i - 1 + \delta) < \frac{1}{3\delta}(-1 + \delta) \leq 0,$$

where the first inequality follows from $q_i^* > \beta_5$, the second one from (19) and the last one from $\delta \leq 1$.

For $q_i^* \in C_i(3)$, (18) implies $\frac{5}{6} - \frac{1}{6}\delta - \frac{1}{2}S_i < S_j \leq 1 - \frac{1}{2}S_i$. By (19), $S_i < \frac{1}{3} - \frac{1}{3}\delta$. The other constraints are redundant.

Next, $q_i^* \in C_i(4)$ implies $S_j > 1 - \frac{1}{2}S_i$, whereas (18) implies $S_j \leq 1 - \frac{1}{2}S_i$, a contradiction.

In conclusion, $q_j^* \in B_j(1)$ if and only if $q_i^* \in C_i(3)$ and $\frac{5}{6} - \frac{1}{6}\delta - \frac{1}{2}S_i < S_j \leq 1 - \frac{1}{2}S_i$, $S_i < \frac{1}{3} - \frac{1}{3}\delta$.

$$q_i^* \in B_j(2)$$

It holds that

$$S_j - \frac{1}{2} \leq q_j^* < S_j - \frac{1}{3}, \tag{20}$$

$$q_j^* > \frac{1 - \delta + \delta S_j + 2\delta S_i}{1 + \delta}. \tag{21}$$

We have

$$q_i^* = \alpha_i^R(q_j^*) = 0.$$

By Proposition C.1, $q_i^* \in C_i(2, 3, 4)$. This gives the following possibilities:

$$q_i^* \in C_i(2) : q_j^* = 0,$$

$$q_i^* \in C_i(3) : q_j^* = \frac{1 + 2\delta S_j - \delta + \delta S_i}{2 + 2\delta},$$

$$q_i^* \in C_i(4) : q_j^* = \frac{1}{2}.$$

For $q_i^* \in C_i(2)$, from $q_i^* > \beta_5$ it follows that $S_j < \frac{1}{2\delta}(-1 + \delta - \delta S_i) \leq 0$.

Consider $q_i^* \in C_i(3)$. Inequality (20) implies $S_i < \frac{1}{3\delta}(-1 + \delta) \leq 0$.

If $q_i^* \in C_i(4)$, it holds again that

$$S_i < \frac{1}{4\delta}(-1 + 3\delta - 2\delta S_j) < \frac{1}{3\delta}(-1 + \delta) \leq 0,$$

where the first inequality follows from (21) and the second one from $S_j > \beta_8$.

In conclusion, $q_j^* \notin B_j(2)$.

$$q_i^* \in B_j(3)$$

It holds that

$$S_j - \frac{1}{2} \leq q_j^* < S_j - \frac{1}{3}, \tag{22}$$

$$q_j \geq \max \left\{ \frac{1 - \delta + \delta S_j - 2S_i}{1 + \delta}, \frac{2S_i - 2 + 2S_j + \delta S_j - (1 - 2S_j) \sqrt{(1 + \delta) \left(1 + \frac{1}{2}\delta\right)}}{1 + \delta + 2\sqrt{(1 + \delta) \left(1 + \frac{1}{2}\delta\right)}} \right\}, \tag{23}$$

$$q_j \leq \frac{1 - \delta + \delta S_j + 2\delta S_i}{1 + \delta}. \tag{24}$$

We have

$$q_i^* = \sigma_i^R(q_j^*) = \frac{1 - q_j + 2\delta S_i - \delta + \delta S_j - \delta q_j}{2 + 2\delta}.$$

By Proposition C.1, $q_i^* \in C_i(2,3,4)$. This gives the following possibilities:

$$q_i^* \in C_i(2) : q_i^* = \frac{1 + 2\delta S_i - \delta + \delta S_j}{2 + 2\delta}, q_j^* = 0,$$

$$q_i^* \in C_i(3) : q_i^* = \frac{1 - \delta + 3\delta S_i}{3 + 3\delta}, q_j^* = \frac{1 - \delta + 3\delta S_j}{3 + 3\delta},$$

$$q_i^* \in C_i(4) : q_i^* = \frac{1 - 3\delta + 4\delta S_i + 2\delta S_j}{3 + 3\delta},$$

$$q_j^* = \frac{1 + 3\delta - 2\delta S_i - \delta S_j}{3 + 3\delta}.$$

For $q_i^* \in C_i(2)$, it follows from $q_i^* > \beta_5$ that $S_j < \frac{1}{3\delta}(-1 + \delta) \leq 0$.

If $q_i^* \in C_i(3)$, it is implied by (23) that $\frac{1}{3}(1 - \delta) \leq S_i \leq \frac{7}{6} -$

$S_j - \frac{1}{6}\delta + \frac{\sqrt{(1 + \delta)(1 + \frac{1}{2}\delta)}}{1 + \delta}(\frac{5}{6} + \frac{1}{6}\delta - S_j)$. It follows from (22) that $S_j > \frac{2}{3}$. The remaining constraints are redundant.

Consider $q_i^* \in C_i(4)$. By $S_j > \beta_8$ and (23) it follows that

$$2 - 2S_j < S_i \leq \frac{7 + 10\delta + 3\delta^2 - 6S_j - 10\delta S_j - 4\delta^2 S_j + (5 + 9\delta - 6S_j - 8\delta S_j)\sqrt{(1 + \delta)(1 + \frac{1}{2}\delta)}}{6 + 8\delta + 2\delta^2 + 4\delta\sqrt{(1 + \delta)(1 + \frac{1}{2}\delta)}}.$$

Such an S_i only exists if $S_j > \frac{5 + \delta}{6}$. From (22) it follows that $S_i \leq \frac{5 + 9\delta - 6S_j - 8\delta S_j}{4\delta}$. Now, there only exists an S_i such that $2 - 2S_j < S_i \leq \frac{5 + 9\delta - 6S_j - 8\delta S_j}{4\delta}$, if $S_j < \frac{5 + \delta}{6}$, a contradiction.

In conclusion, $q_j^* \in B_j(3)$ if and only if $q_i^* \in C_i(3)$ and $\frac{1}{3}(1 - \delta) \leq S_i \leq \frac{7}{6} -$

$$S_j - \frac{1}{6}\delta + \frac{\sqrt{(1 + \delta)(1 + \frac{1}{2}\delta)}}{1 + \delta}(\frac{5}{6} + \frac{1}{6}\delta - S_j), S_j > \frac{2}{3}.$$

$q_j^* \in B_j(4)$

It holds that

$$S_j - \frac{1}{2} \leq q_j^* < S_j - \frac{1}{3}, \tag{25}$$

$$q_j^* < \frac{2S_i - 2 + 2S_j + \delta S_j - (1 - 2S_j)\sqrt{(1 + \delta)(1 + \frac{1}{2}\delta)}}{1 + \delta + 2\sqrt{(1 + \delta)(1 + \frac{1}{2}\delta)}}, \tag{26}$$

$$q_j^* \leq \frac{5}{3} - \frac{1}{6}\delta - 2S_i. \tag{27}$$

We have

$$q_i^* = \sigma_i^R(q_j^*) = \frac{1 - q_j - \frac{1}{2}\delta + \delta S_i}{2 + \delta}.$$

By Proposition C.1, $q_i^* \in C_i(2,3,4)$. This gives the following possibilities:

$$q_i^* \in C_i(2) : q_i^* = \frac{1 - \frac{1}{2}\delta + \delta S_i}{2 + \delta}, q_j^* = 0,$$

$$q_i^* \in C_i(3) : q_i^* = \frac{1 + 2\delta - \delta^2 + \delta S_i + 2\delta^2 S_i - 2\delta S_j}{3 + 5\delta + 2\delta^2},$$

$$q_j^* = \frac{2 - 3\delta - \delta^2 + 8\delta S_j + 4\delta^2 S_j + 2\delta S_i}{6 + 10\delta + 4\delta^2},$$

$$q_i^* \in C_i(4) : q_i^* = \frac{1 - \delta + 2\delta S_i}{3 + 2\delta}, q_j^* = \frac{2 + 3\delta - 2\delta S_i}{6 + 4\delta}.$$

For $q_i^* \in C_i(2)$, $q_i > \beta_5$ and inequality (25) imply respectively that

$$\frac{1}{3} < S_j < \frac{-1 + \frac{3}{2}\delta + \frac{1}{2}\delta^2 - \delta S_i}{2\delta(2 + \delta)}.$$

However, no such S_j exists, since this would imply that $S_i < \frac{1}{\delta}(-1 + \frac{1}{6}\delta - \frac{1}{6}\delta^2) \leq 0$.

Consider $q_i^* \in C_i(3)$. It follows from (26) and $q_i < \beta_5$ that

$$\frac{7 + 9\frac{1}{2}\delta + 2\delta^2 - \frac{1}{2}\delta^3 - 6S_j - 9\delta S_j - 3\delta^2 S_j + (5 + 2\delta + \delta^2 - 6S_j - 2\delta S_j)\sqrt{(1 + \delta)(1 + \frac{1}{2}\delta)}}{6 + 9\delta + 3\delta^2 - 2\delta\sqrt{(1 + \delta)(1 + \frac{1}{2}\delta)}} < S_i \leq 2 - 2S_j \tag{28}$$

and from (25) and $q_i < \beta_5$ that

$$\frac{6S_j + 2\delta S_j - 5 - 2\delta - \delta^2}{2\delta} \leq S_i \leq 2 - 2S_j. \tag{29}$$

There exists an S_i such that (28) if and only if $S_j > \frac{5 + \delta}{6}$ and there exists an S_i such that (29) holds if and only if $S_j \leq \frac{5 + \delta}{6}$, a contradiction.

If $q_i^* \in C_i(4)$, inequality (27) implies $S_i \leq \frac{1}{3}(2 - \frac{1}{3}\delta)$. It follows from (26) and (25) respectively that $S_j >$

$$\frac{7 + 6\frac{1}{2}\delta + \frac{3}{2}\delta^2 - 6S_i - 5\delta S_i - \delta^2 S_i + (5 + 5\delta - 2\delta S_i)\sqrt{(1 + \delta)(1 + \frac{1}{2}\delta)}}{6 + 7\delta + 2\delta^2 + (6 + 4\delta)\sqrt{(1 + \delta)(1 + \frac{1}{2}\delta)}}$$

and $S_j \leq \frac{5 + 5\delta - 2\delta S_i}{6 + 4\delta}$. The other constraints are redundant.

In conclusion, $q_j^* \in B_j(4)$ if and only if $q_i^* \in C_i(4)$ and $S_i \leq$

$$\frac{1}{3}\left(2 - \frac{1}{3}\delta\right), \frac{7 + 6\frac{1}{2}\delta + \frac{3}{2}\delta^2 - 6S_i - 5\delta S_i - \delta^2 S_i + (5 + 5\delta - 2\delta S_i)\sqrt{(1 + \delta)(1 + \frac{1}{2}\delta)}}{6 + 7\delta + 2\delta^2 + (6 + 4\delta)\sqrt{(1 + \delta)(1 + \frac{1}{2}\delta)}} < S_j \leq \frac{5 + 5\delta - 2\delta S_i}{6 + 4\delta}.$$

$q_j^* \in B_j(5)$

It holds that

$$S_j - \frac{1}{2} \leq q_j^* < S_j - \frac{1}{3}, \tag{30}$$

$$\frac{5}{3} - \frac{1}{6}\delta - 2S_i < q_j < \frac{2S_i - 2 + 2S_j + \delta S_j - (1 - 2S_j)\sqrt{(1 + \delta)\left(1 + \frac{1}{2}\delta\right)}}{1 + \delta + 2\sqrt{(1 + \delta)\left(1 + \frac{1}{2}\delta\right)}}, \quad (31)$$

$$q_j \geq \frac{2S_i - 3 - \delta + 4S_j + 3\delta S_j}{3 + 3\delta}. \quad (32)$$

We have

$$q_i^* = \alpha_i^R(q_j^*) = \frac{1 - q_j + 2\delta S_i - \delta + \delta S_j - \delta q_j}{2 + 2\delta}.$$

By Proposition C.1, $q_i^* \in C_i(2, 3, 4)$. This gives the following possibilities:

$$q_i^* \in C_i(2) : q_i^* = \frac{1 + 2\delta S_i - \delta + \delta S_j}{2 + 2\delta}, \quad q_j^* = 0,$$

$$q_i^* \in C_i(3) : q_i^* = \frac{1 - \delta + 3\delta S_i}{3 + 3\delta}, \quad q_j^* = \frac{1 - \delta + 3\delta S_j}{3 + 3\delta},$$

$$q_i^* \in C_i(4) : q_i^* = \frac{1 - 3\delta + 4\delta S_i + 2\delta S_j}{3 + 3\delta},$$

$$q_j^* = \frac{1 + 3\delta - 2\delta S_i - \delta S_j}{3 + 3\delta}.$$

For $q_i^* \in C_i(2)$, it follows from $q_i > \beta_6$ that $S_j < \frac{1}{3\delta}(-1 + \delta) \leq 0$.

For $q_i^* \in C_i(3)$, it holds that $S_j \leq 1 - \frac{1}{2}S_i$. It is implied by (31) that

$$S_j > \max \left\{ \frac{4 + 5\frac{1}{2}\delta - \frac{1}{2}\delta^2 - 3\delta S_j}{6 + 6\delta}, \frac{7}{6} - \frac{1}{6}\delta - S_j + \frac{\sqrt{(1 + \delta)\left(1 + \frac{1}{2}\delta\right)}}{1 + \delta} \left(\frac{5}{6} + \frac{1}{6}\delta - S_j \right) \right\}.$$

From (30) it follows that $S_j > \frac{2}{3}$. The other constraints are redundant.

If $q_i^* \in C_i(4)$, it holds that $S_j > 1 - \frac{1}{2}S_i$. From (32) it follows that $S_j \leq 1 - \frac{1}{2}S_i$, a contradiction.

In conclusion, $q_i^* \in B_j(5)$ if and only if $q_i^* \in C_i(3)$ and

$$S_j > \max \left\{ \frac{4 + 5\frac{1}{2}\delta - \frac{1}{2}\delta^2 - 3\delta S_j}{6 + 6\delta}, \frac{7}{6} - \frac{1}{6}\delta - S_j + \frac{\sqrt{(1 + \delta)\left(1 + \frac{1}{2}\delta\right)}}{1 + \delta} \left(\frac{5}{6} + \frac{1}{6}\delta - S_j \right) \right\},$$

$$\frac{2}{3} < S_j \leq 1 - \frac{1}{2}S_i.$$

$q_i^* \in B_j(6)$

It holds that

$$S_j - \frac{1}{2} \leq q_j^* < S_j - \frac{1}{3}, \quad (33)$$

$$\frac{5}{3} - \frac{1}{6}\delta - 2S_i < q_j \leq \frac{5}{3} - 2S_i, \quad (34)$$

$$q_j < \frac{2S_i - 3 - \delta + 4S_j + 3\delta S_j}{3 + 3\delta}. \quad (35)$$

We have

$$q_i^* = \alpha_i^R(q_j^*) = S_i - \frac{1}{3}.$$

By Proposition C.1, $q_i^* \in C_i(2, 3, 4)$. This gives the following possibilities:

$$\begin{aligned} q_i^* \in C_i(2) : q_j^* &= 0, \\ q_i^* \in C_i(3) : q_j^* &= \frac{\frac{4}{3} - \frac{2}{3}\delta + 2\delta S_j - S_i}{2 + 2\delta}, \\ q_i^* \in C_i(4) : q_j^* &= \frac{2}{3} - \frac{1}{2}S_i. \end{aligned} \quad (36)$$

For $q_i^* \in C_i(2)$. It holds that

$$S_j \leq \frac{1}{2\delta} \left(S_i - \frac{4}{3} + \frac{2}{3}\delta \right) \leq \frac{1}{2\delta} \left(-\frac{1}{2} + \frac{2}{3}\delta \right) \leq \frac{1}{3},$$

where the first inequality follows from (36) and the second one from (34). This contradicts with (33).

Consider $q_i^* \in C_i(3)$. It holds that $S_j \leq 1 - \frac{1}{2}S_i$. From (33) it follows that $S_j > 1 - \frac{1}{2}S_i$, a contradiction.

Next, if $q_i^* \in C_i(4)$, it follows from (33) that $S_j \leq \frac{7}{6} - \frac{1}{2}S_i$. By (34) and by (35) it is implied respectively that $\frac{1}{3} \left(2 - \frac{1}{3}\delta \right) < S_i \leq \frac{2}{3}$ and $S_j > \frac{10 + 6\delta - 7S_i - 3\delta S_i}{8 + 6\delta}$. The other constraints are redundant.

In conclusion, $q_i^* \in B_j(6)$ if and only if $q_i^* \in C_i(4)$ and $\frac{1}{3} \left(2 - \frac{1}{3}\delta \right) < S_i \leq \frac{2}{3}$, $\frac{10 + 6\delta - 7S_i - 3\delta S_i}{8 + 6\delta} < S_j \leq \frac{7}{6} - \frac{1}{2}S_i$.

$q_i^* \in B_j(7)$

It holds that

$$S_j - \frac{1}{2} \leq q_j^* < S_j - \frac{1}{3}, \quad (37)$$

$$q_j^* > \frac{5}{3} - 2S_i.$$

We have

$$q_i^* = \alpha_i^R(q_j^*) = \frac{1}{2} - \frac{1}{2}q_j \leq \frac{1}{2}.$$

By Propositions C.1 and C.2, $q_i^* \in B_i(7)$. This gives the following possibilities:

$$q_i^* \in B_i(7) : q_i^* = q_j^* = \frac{1}{3}.$$

For $q_i^* \in B_j(7)$, it follows from $S_i - \frac{1}{2} \leq q_i^* < S_j - \frac{1}{2}$ that $\frac{2}{3} < S_i \leq \frac{5}{6}$. From (37) it follows that $\frac{2}{3} < S_j \leq \frac{5}{6}$. The rest of the constraints is redundant.

Therefore, $q_i^* \in B_j(7)$ if $q_i^* \in B_i(7)$ and $\frac{2}{3} < S_i \leq \frac{5}{6}$, $\frac{2}{3} < S_j \leq \frac{5}{6}$.

$q_i^* \in C_j(1)$

It holds that

$$q_j^* \geq S_j - \frac{1}{3}, \quad (38)$$

$$q_j^* < \frac{1 - \delta + \delta S_j - 2S_i}{1 + \delta}. \quad (39)$$

We have

$$q_i^* = \sigma_i^R(q_j^*) = S_i \leq \frac{1}{2}.$$

By Propositions C.1 and C.2, $q_i^* \in C_i(1, 2, 3)$. This gives the following possibilities:

$$q_i^* \in C_i(1) : q_j^* = S_j,$$

$$q_i^* \in C_i(2) : q_j^* = 0,$$

$$q_i^* \in C_i(3) : q_j^* = \frac{1 - S_i + 2\delta S_j - \delta}{2 + 2\delta}.$$

If $q_i^* \in C_i(1)$, then, by $q_i < \beta_4$, it holds that $S_j < \frac{1}{2} - \frac{1}{2}\delta - \frac{1}{2}S_i$. From (39), it follows that $S_i < \frac{1}{2} - \frac{1}{2}\delta - \frac{1}{2}S_j$.

Consider $q_i^* \in C_i(2)$. It holds that

$$S_j < \frac{1}{2\delta}(S_i - 1 + \delta) < \frac{1}{3\delta}(-1 + \delta) \leq 0,$$

where the first inequality follows from $q_i > \beta_5$ and the second one from (39).

For $q_i^* \in C_i(3)$, it follows from $q_i^* \geq \beta_4$ that $S_j \geq \frac{1}{2} - \frac{1}{2}\delta - \frac{1}{2}S_i$. By (39), it is implied that $S_i < \frac{1}{3} - \frac{1}{3}\delta$. From (38), it follows that $S_j \leq \frac{5}{6} - \frac{1}{6}\delta - \frac{1}{2}S_i$. The rest of the constraints is redundant.

In conclusion, $q_i^* \in C_j(1)$ if and only if $q_i^* \in C_i(1)$ and $S_i < \frac{1}{2} - \frac{1}{2}\delta - \frac{1}{2}S_j$, $S_j < \frac{1}{2} - \frac{1}{2}\delta - \frac{1}{2}S_i$ or $q_i^* \in C_i(3)$ and $S_i < \frac{1}{3} - \frac{1}{3}\delta$, $\frac{1}{2} - \frac{1}{2}\delta - \frac{1}{2}S_i \leq S_j \leq \frac{5}{6} - \frac{1}{6}\delta - \frac{1}{2}S_i$.

$$q_j^* \in C_j(2)$$

It holds that

$$\begin{aligned} q_j^* &\geq S_j - \frac{1}{3}, \\ q_j^* &> \frac{1 - \delta + \delta S_j + 2\delta S_i}{1 + \delta}. \end{aligned} \tag{40}$$

We have

$$q_i^* = \sigma_i^R(q_j^*) = 0.$$

By Proposition C.2, $q_i^* \in C_i(2, 3)$. This gives the following possibilities:

$$q_i^* \in C_i(2) : q_j^* = 0,$$

$$q_i^* \in C_i(3) : q_j^* = \frac{1 + 2\delta S_j - \delta + \delta S_i}{2 + 2\delta}.$$

For $q_i^* \in C_i(2)$, it follows from (40) that $S_i < \frac{1}{2\delta}(-1 + \delta - \delta S_j) \leq 0$.

For $q_i^* \in C_i(3)$, it is implied by (40) that $S_i < \frac{1}{3\delta}(-1 + \delta) \leq 0$.

In conclusion, $q_j^* \notin C_j(2)$ if $q_i^* \in C_i(2, 3)$.

$$q_j^* \in C_j(3)$$

It holds that

$$q_j^* \geq S_j - \frac{1}{3}, \tag{41}$$

$$\frac{1 - \delta + \delta S_j - 2S_i}{1 + \delta} \leq q_j^* \leq \frac{1 - \delta + \delta S_j + 2\delta S_i}{1 + \delta}, \tag{42}$$

$$S_i \leq 1 - \frac{1}{2}S_j. \tag{43}$$

We have

$$q_i^* = \sigma_i^R(q_j^*) = \frac{1 - q_j + 2\delta S_i - \delta + \delta S_j - \delta q_j}{1 + \delta}.$$

By Proposition C.2, $q_i^* \in C_i(3)$. This gives the following possibility:

$$q_i^* \in C_i(3) : q_i^* = \frac{1 - \delta + 3\delta S_i}{3 + 3\delta}, q_j^* = \frac{1 - \delta + 3\delta S_j}{3 + 3\delta}.$$

For $q_i^* \in C_i(3)$, it follows from $q_i^* \geq S_i - \frac{1}{3}$ and (41) respectively that $S_i \leq \frac{2}{3}$ and $S_j \leq \frac{2}{3}$.

Since $q_i^* \in C_i(3)$ and by (41), $S_i \leq \frac{2}{3}$ and $S_j \leq \frac{2}{3}$. Next, it follows from $q_i^* \geq \beta_4$ that $S_j \geq \frac{1}{3} - \frac{1}{3}\delta$. By (42), $S_i \geq \frac{1}{3} - \frac{1}{3}\delta$. The remaining constraints are redundant.

In sum, $q_j^* \in C_j(3)$ if $q_i^* \in C_i(3)$ and $\frac{1}{3}(1 - \delta) \leq S_i \leq \frac{2}{3}$, $\frac{1}{3}(1 - \delta) \leq S_j \leq \frac{2}{3}$.

$$q_j^* \in C_j(4)$$

This case does not need to be derived as by Proposition C.2 it can only be combined with situations A_i and B_i , which have been calculated above.

References

Basanko, D., Doraszelski, U., 2004. Capacity dynamics and endogenous asymmetries in firm size. *RAND Journal of Economics* 35, 23–49.

Biglaiser, G., Vettas, N., 2004. Dynamic price competition with capacity constraints and strategic buyers. CEPR Discussion Paper No. 4315.

Bikhchandani, S., Mamer, J., 1993. A duopoly model of pricing for inventory liquidation. *European Journal of Operational Research* 69, 177–186.

Cournot, A.A., 1838. *Researches into the Mathematical Principles of the Theory of Wealth*. N.T. Bacon trans., Kelly, A.M. (1971), New York.

Gabszewicz, J., Poddar, S., 1997. Demand fluctuations and capacity utilization under duopoly. *Economic Theory* 10, 131–146.

Gaudet, G., Van Long, N., 1994. On the effects of the distribution of initial endowments in a nonrenewable resource duopoly. *Journal of Economic Dynamics and Control* 18, 1189–1198.

Glicksberg, I.L., 1952. A further generalization of the Kakutani fixed point theorem, with application to Nash equilibrium points. *Proceedings of the American Mathematical Society* 3, 170–174.

Hotelling, H., 1931. The economics of exhaustible resources. *Journal of Political Economy* 39, 1158–1167.

Kovenock, D., Roy, S., 1998. Dynamic capacity choice in a Bertrand–Edgeworth framework. *Journal of Mathematical Economics* 29, 135–160.

Kreps, D., Scheinkman, J., 1983. Quantity precommitment and Bertrand competition yield Cournot outcomes. *The Bell Journal of Economics* 14, 326–337.

Krishnan, K., Röller, L.-H., 1993. Preemptive investment with resalable capacity. *RAND Journal of Economics* 24, 479–502.

Laye, J., Laye, M., 2008. Uniqueness and characterization of capacity constrained Cournot–Nash equilibrium. *Operations Research Letters* 36, 168–172.

Levitan, R., Shubik, M., 1972. Price duopoly and capacity constraints. *International Economic Review* 13, 111–121.

Lewis, T., Schmalensee, R., 1980. On oligopolistic markets for nonrenewable natural resources. *The Quarterly Journal of Economics* 95, 475–491.

Loury, G., 1986. A theory of ‘Oil’gopoly: Cournot equilibrium in exhaustible resource markets with fixed supplies. *International Economic Review* 27, 285–301.

Osborne, M., Pitchik, C., 1986. Price competition in a capacity-constraint duopoly. *Journal of Economic Theory* 38, 238–260.

Pal, D., 1991. Cournot duopoly with two production periods and cost differentials. *Journal of Economic Theory* 55, 441–448.

Pal, D., 1996. Endogenous Stackelberg equilibria with identical firms. *Games and Economic Behavior* 12, 81–94.

Reinganum, J., Stokey, N., 1985. Oligopoly extraction of a common property natural resource: the importance of the period of commitment in dynamic games. *International Economic Review* 26, 161–173.

Salo, S., Tahvonen, O., 2001. Oligopoly equilibria in nonrenewable resource markets. *Journal of Economic Dynamics and Control* 25, 671–702.

Saloner, G., 1987. Cournot duopoly with two production periods. *Journal of Economic Theory* 42, 183–187.